

State

School District
2015-2016 Estimate of Needs
and
Financial Statement of the Fiscal Year 2014-2015

FILED
OCT 21 2015
State Auditor & Inspector

Board of Education of Weleetka Public Schools
District No. I-31
County of Okfuskee
State of Oklahoma

Two copies of this Financial Statement and Estimate of Needs should be filed with the County Clerk not later than September 30 for all School Districts. After approval by the Excise Board and the levies are made, both statements should be signed by the Board Members. One complete signed copy must be sent to the State Auditor and Inspector, 2300 N. Lincoln Blvd Room 100, Oklahoma City, OK 73105-4801. If publication may not be had by date required for filing, affidavit and proof of publication are required to be attached within five days after date of filing.

The 2015-2016 Estimate of Needs
and
Financial Statement of the Fiscal Year 2014-2015

Prepared by: Kerry J. Patten, CPA

Submitted to the Okfuskee County Excise Board

This 4 Day of Sept., 2015

School Board Members

Chairman	<u>R. B. [Signature]</u>	Clerk	<u>[Signature]</u>
Treasurer	<u>Kimberly A. Moore</u>	Member	<u>[Signature]</u>
Member	<u>[Signature]</u>	Member	<u>[Signature]</u>
Member	<u>[Signature]</u>	Member	<u>[Signature]</u>

RECEIVED
OCT 20 2015
State Auditor
& Inspector
17-128-293031-177
15678910111213141516171819202122232425262728293031

State of Oklahoma, County of Okfuskee

To the Excise Board of said County and State, Greetings:

Pursuant to the requirements of 68 O. S. 2001 Section 3002, we submit herewith, for your consideration the within statement of the financial condition of the Board of Education of Weleetka Public Schools, District No. I-31, County of Okfuskee, State of Oklahoma for the fiscal year beginning July 1, 2015, and ending June 30, 2016, together with an itemized statement of the estimated Income and Probable Needs of said School District for the ensuing fiscal year. We have separately prepared, executed and submit Financial Statements for the Fiscal Year so terminated, and Estimate of Requirements for the ensuing Fiscal Year, for such Sinking Fund, if any, as pertains to this District for the Bond, Coupon, and Judgment indebtedness, if any, outstanding and unpaid as of June 30, 2016, and also for the Sinking Fund of any disorganized District whose area or the major portion thereof is now embraced within the boundaries of this District; and this Certificate is as applicable thereto as if fully embodied therein. The same have been prepared in conformity with Statute, in relation to which be it further noted that:

1. We, the undersigned, duly elected, qualified and acting officers of the Board of Education of the aforesaid School District located wholly or in major area in the County and State aforesaid, do hereby certify that, at regular session begun at the time provided by law, we carefully considered the reports submitted by the several officers and employees as required by 68 O. S. 2001 Section 3004, carefully considered the statements and estimate of needs heretofore prepared for the purpose of ascertaining any additional or emergency levy necessary for the ensuing fiscal year and revised, corrected or amended the same to disclose the true fiscal condition as of June 30, 2015, and to provide for the needs of the District for the ensuing fiscal year as now ascertained; and we do hereby certify that the within statement of the financial condition is true and correct, and that the within estimates for all purposes for the ensuing fiscal year are reasonably necessary for the proper conduct of the affairs of said School District, and that the statement of Estimated Income from sources other than ad valorem taxes is not in excess of the lawfully authorized ratio of the actual collections from such sources during the previous fiscal year.

2. We further certify that any cash fund balance reported in our Building Fund is required for immediate or cumulative program of construction unless there be attached within a verified copy of a resolution signed by a majority of the members of this Board to the effect the program of building has been completed or abandoned. If attached, then the Excise Board is directed to apply said Balance to reduce Levies in accordance with 62 O. S. 2001, Section 333.

3. We also certify that a levy of 15.000 Mills over and above the number of mills allocated by the County Excise Board will be reasonably necessary for the proper conduct of the affairs of said school district during the fiscal year 2015-2016.

4. We also certify that, after due and legal notice of an election thereon, an emergency levy of 5.000 Mills, over and above the number of mills provided by Law and allocated by the County Excise Board in addition thereto for school purposes, was authorized at an election held for that purpose on April 14, 2007 by a majority of those voting at said election; the result of said election was:

For the Levy 0;

Against the Levy 0;

Majority 0

5. We also certify that, after due and legal notice of an election thereon, a local support levy of 10.000 Mills, in addition to the levies hereinbefore provided, was authorized at an election held for that purpose on April 14, 2007 by a majority vote of the electors who had paid ad valorem tax of the immediately preceding year; the result of said election was:

For the Levy 0;

Against the Levy 0;

Majority 0

6. We also certify that, after due and legal notice of an election thereon, pursuant to Article 10, Section 10, of the Constitution of Oklahoma, an additional levy of 5.000 Mills, was authorized by a majority of the qualified voters of said School District, for the purpose of erecting, remodeling or repairing school buildings, and for purchasing furniture at an election held for that purpose on April 14, 2007, the result whereof was:

For the Levy 0;

Against the Levy 0;


Majority 0


Clerk of Board of Education


President of Board of Education


Treasurer of Board of Education

Subscribed and sworn to before me this 3rd day of September 2015.


Notary Public

November 10, 2018
My Commission Expires



AFFIDAVIT OF PUBLICATION

State of Oklahoma,
County of Okfuskee, ss:

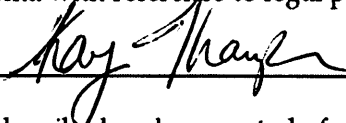
Kay Thompson, of lawful age, being first duly sworn, states that she is the Publisher of the Okemah News Leader, a newspaper printed and published at Okemah, Okfuskee County, Oklahoma, and which said newspaper has a general paid circulation in said County, and said newspaper has been published continuously and uninterruptedly in said county for a period of more than One Hundred Four consecutive weeks prior to the first publication of the following notice:

Weleetka Schools Publication Sheet

a copy of which is hereto attached, and that said notice was duly printed and published in regular consecutive issues of said newspaper on the following dates:


September 10, 2015

Affiant further says that said newspaper comes within all the prescriptions and requirements of Section 106, Title 25, Oklahoma Statutes 1981, as amended, and meets all other requirements of the laws of the State of Oklahoma with reference to legal publications.




Signature

Subscribed and sworn to before me this 14th day of September, 2015.



Notary Public

My commission expires: October 1, 2016
My commission number is 12009281



Publisher's Fee	\$170.85
-----------------	----------

**LEGAL NOTICE
PUBLICATION SHEET - BOARD OF EDUCATION**

Financial Statement of the Various Funds for the Fiscal Year Ending June 30, 2015, And Estimate of needs for Fiscal Year Ending June 30, 2016, of Weleetka Public Schools School District No. I-31, Okfuskee County, Oklahoma

STATEMENT OF FINANCIAL CONDITION AS OF JUNE 30, 2015	GENERAL FUND Detail	BUILDING FUND Detail	CO-OP FUND Detail
---	------------------------------------	-------------------------------------	----------------------------------

ASSETS:			
Cash Balance June 30, 2015	456,864.82	59,195.83	16,540.55
Total Assets	456,864.82	59,195.83	16,540.55
LIABILITIES AND RESERVES:			
Warrants Outstanding	392,702.52	5,776.24	16,540.55
Reserves From Sechedule 8	6,352.86	-0-	-0-
Total Liabilities and Reserves	399,055.38	5,776.24	16,540.55
Cash Fund Balance (Deficit) June 30, 2015	57,809.44	53,419.59	-0-

ESTIMATED NEEDS FOR FISCAL YEAR ENDING JUNE 30, 2016

GENERAL FUND			
Current Expense	3,497,706.36	3130 Rural Electric Cooperative Tax	111,128.83
Total Required	3,497,706.36	3140 State School Land Earnings	53,846.30
FINANCED:		3150 Behicle Tax Stamps	44.96
Cash Fund Balance	57,809.44	3200 State Aid - General Operations	
Estimated Mescellaneous Revenue	2,950,417.12		1,712,405.92
Total Deductions	3,008,226.56	3400 State - Cateforical	22,254.00
Balance to Raise from Ad Valorem Tax	489,479.80	3600 Other State Sources of Revenue	17,868.00
ESTIMATED MISCELLANEOUS REVENUE:		3700 Child Nutrition Program	3,496.81
1000 District Source of Revenue	153,226.23	3800 State Vocational Programs	20,900.00
2100 County 4 Mill Ad Valorem Tax	25,361.34	4100 Capital Outlay	100,217.00
2200 County Apportionment (Mortgage Tax)		4200 Disadvantaged Students	278,580.57
	2,740.72	4300 Individuals With Disabilitie	95,704.24
3110 Fross Production Tax	23,480.87	4500 Operations	8,850.00
3120 Motor Vehicle Division	150,790.93	4700 Child Nutrition Programs	169,520.40
		Total Estimated Revenue	2,950,417.12

SINKING FUND BALANCE SHEET

1. Cash Balance on Hand June 30, 2015	19,723.00
4. Total Liquid Assets	19,723.00
Deduct Matured Indebtedness:	
12. Balance of Assets Subject to Accrual	19,723.00
Deduct Accrual Reserve if Assets Sufficient:	
13 g. Earned Unmatured Interest	-0-
15 i. Accrued on Unmatured Bonds	-0-
16. Total Items g Through i	-0-
17. Excess of Assets Over Accrual Reserves **(Page 2)	19,723.00

SINKING FUND REQUIREMENTS FOR 2015-2016

1. Interest Earnings on Bonds	5,525.00
2. Accrual on Unmatured Bonds	425,000.00
Total Sinking Fund Requirements	430,525.00
Deduct:	
1. Excess of Assets over Liabilities (if not a deficit)	19,723.00
Balance to Raise	410,802.00

BUILDING FUND

Current Expense	123,327.63
Total Required	123,327.63
FINANCED:	
Cash Fund Balance	53,419.59
Total Deductions	53,419.59
Balance to Raise from Ad Valorem Tax	69,908.04

CO-OP FUND

Current Expense	105,264.21
Total Required	105,264.21
FINANCED:	
Cash Fund Balance	-0-
Estimated Miscellaneous Revenue	105,264.21
Total Deductions	105,264.21
Balance	-0-

CERTIFICATE - GOVERNING BOARD

STATE OF OKLAHOMA, COUNTY OF OKFUSKEE, ss:

We, the undersigned duly elected, qualified and acting officers of the Board of Education of Weleetka Public Schools, School District No. I-31, of Said County and State, do hereby certify that at a meeting of the Governing Body of the said District begun at the time provided by law for districts of this class and pursuant to the provisions of 68 O.S. 2001 Section 3003, the foregoing statement was prepared and is a true and correct condition of the Financial Affairs of said District as reflected by the records of the District Clerk and Treasurer. We further certify that the foregoing estimate for current expenses for the fiscal year beginning July 1, 2015, and ending June 30, 2016, as shown are reasonably necessary for the proper conduct of the affairs of the said District, that the Estimated Income to be derived from sources other than ad valorem taxation does not exceed the lawfully authorized ratio of the revenue derived from the same sources during the preceding year.

(s) Roger Birdcreek
President of Board of Education

Subscribed and sworn to before me this 3rd day of September, 2015.
(s) Deborah Leftwich, Notary Public
Thursday, September 10, 2015
Okemah News Leader


SEAL

Affidavit of Publication


State of Oklahoma, County of Okfuskee

I, Tan Parker, the undersigned duly qualified and acting Clerk of the Board of Education of Weleetka Public Schools, School District No. I-31, County and State aforesaid, being first duly sworn according to law, hereby depose and say:


1. That I complied with 68 O. S. 2001 Section 3002, (both independent and dependent) by having the within Financial Statement and Estimate of Needs which was prepared at the time and in the manner provided by law, published as required by law, in a legally-qualified newspaper of general circulation in the district, there being no legally-qualified newspaper published in the school district, as evidenced by a copy of such published statement and estimate together with proof of publication thereof attached hereto marked Exhibit No. 1 and made a part hereof (strike inapplicable phrases).
2. That I complied with currently effective statutes, by having the Notice of Emergency Levy Election and the call for such Election on the date hereinbefore certified by the Governing Board, the Itemized Statements and the Itemized Estimate of the amount necessary for the ensuing fiscal year requiring such emergency levy for the current expense purposes as prepared by the Board of Education duly published or posted, as the case may be, in full compliance with law for this class of school district, and as provided by law duly made public in the manner and at the time provided by law, for this class of district and in all respects according to law, in relation to said election on such emergency levy as hereinbefore certified by said Governing Board.
3. That I complied with the statute by having published or posted (if required for this class of district) the notice of local support levy election, and the call for such election on the date hereinbefore certified by the Board of Education. That the Estimate of Needs as prepared by the Board of Education required such local support levy in addition to other tax levies, to fully meet the current expense purposes of the school district for the ensuing year.
4. That in conformity to resolution by said Board of Education, I caused Notice of Building Fund Levy Election under the provisions of Article 10, Section 10, Oklahoma Constitution, and the Call of such Election on the date hereinbefore certified by the Governing Board, together with Itemized Statements and an Estimate of the amount necessary for the ensuing fiscal year requiring such levy for the purpose of erecting, remodeling or repairing school buildings, and for purchasing school furniture, in said District, published or posted to contain such Notice and Call, fixing the number of voting places and particularly describing each and every such place or places, and fixing the day on which such election should be had after the expiration of such notice, duly published or posted as is required by law for this class of district.



Clerk, Board of Education

Subscribed and sworn to before me this 3rd day of September 2015.


Notary Public

November 10, 2018
My Commission Expires




Secretary and Clerk of Excise Board

Okfuskee County, Oklahoma



KERRY JOHN PATTEN, C.P.A.

2101 N. Willow Ave.
Broken Arrow, OK 74012
Phone Number (918) 250-8838
FAX Number (918) 250-9853



Page 5

Independent Accountant's Compilation Report

Honorable Board Of Education
Weleetka Public Schools
District No. I-31, Okfuskee County

I have compiled the 2014-15 financial statements as of and for the fiscal year ended June 30, 2015, and the 2015-16 Estimate of Needs (S.A. & I. Form 2661R06) and Publication Sheet (S.A. & I. Form 2662R06) for District No. I-31 Okfuskee County, included in the accompanying prescribed form. I have not audited or reviewed the financial statements, estimate of needs and publication sheet included in the prescribed form and, accordingly, do not express an opinion or provide any assurance about whether the financial statements, estimate of needs and publication sheet are in accordance with the basis of accounting prescribed by the Office of the Oklahoma State Auditor and Inspector.


Management is responsible for the preparation and fair presentation of the financial statements, estimate of needs and publication sheet in accordance with the applicable prescribed financial framework and for designing, implementing, and maintaining internal control relevant to the preparation and fair presentation of the prescribed financial statements, estimate of needs and publication sheet.


My responsibility is to conduct the compilation in accordance with Statements on Standards for Accounting and Review Services issued by the American Institute of Certified Public Accountants. The objective of a compilation is to assist management in presenting financial information in the form of financial statements without undertaking to obtain or provide any assurance that there are no material modifications that should be made to the prescribed financial statements, estimate of needs and publication sheet.

The financial statements and information included in the accompanying form are presented in accordance with the requirements prescribed by the Office of Oklahoma State Auditor and Inspector per 68 OS § 3003.B. as defined by rules promulgated by the Oklahoma State Department of Education per 70 OS § 5-134.1.D., and are not intended to be a complete presentation of the assets and liabilities of Weleetka School District.

This report is intended solely for the information and use of the Oklahoma Department of Education, the School District, Okfuskee County Excise Board, and for filing with the State Auditor and Inspector of Oklahoma, and is not intended to be and should not be used by anyone other than these specified parties.

Kerry John Patten, C.P.A.


Authorized Signature


Date

GENERAL FUND ACCOUNTS COVERING THE PERIOD JULY 1, 2014 TO JUNE 30, 2015
ESTIMATE OF NEEDS FOR 2015-2016

EXHIBIT "A"

Page 6

Schedule 1, Current Balance Sheet - June 30, 2015	
	Amount
ASSETS:	
Cash Balance June 30, 2015	\$ 456,864.82
Investments	\$ 0.00
TOTAL ASSETS	\$ 456,864.82
LIABILITIES AND RESERVES:	
Warrants Outstanding	\$ 392,702.52
Reserve for Interest on Warrants	\$ 0.00
Reserves From Schedule 8	\$ 6,352.86
TOTAL LIABILITIES AND RESERVES	\$ 399,055.38
CASH FUND BALANCE JUNE 30, 2015	\$ 57,809.44
TOTAL LIABILITIES, RESERVES AND CASH FUND BALANCE	\$ 456,864.82

Schedule 2, Revenue and Requirements - 2014-2015		
	Detail	Total
REVENUE:		
Cash Balance June 30, 2014	\$ 132,367.38	
Cash Fund Balance Transferred From Prior Years	\$ 22,331.51	
Current Ad Valorem Tax Apportioned	\$ 507,452.06	
Miscellaneous Revenue Apportioned	\$ 2,851,995.04	
TOTAL REVENUE		\$ 3,514,145.99
REQUIREMENTS:		
Claims Paid by Warrants Issued & Transfer Fees Apportioned	\$ 3,449,983.69	
Reserves From Schedule 8	\$ 6,352.86	
Interest Paid on Warrants	\$ 0.00	
Bank Fees and Cash Charges	\$ 0.00	
Reserve for Interest on Warrants	\$ 0.00	
TOTAL REQUIREMENTS		\$ 3,456,336.55
ADD: Cash Fund Balance as Per Balance Sheet 6-30-2015		\$ 57,809.44
TOTAL REQUIREMENTS AND CASH FUND BALANCE		\$ 3,514,145.99

Schedule 3, Cash Fund Balance Analysis - June 30, 2015		Amount
ADDITIONS:		
Miscellaneous Revenue Collected in Excess of Estimates-Net	\$ 240,371.19	
Warrants Estopped, Cancelled or Converted	\$ 0.00	
Fiscal Year 2014-15 Lapsed Appropriations	\$ 68,373.64	
Fiscal Year 2013-14 Lapsed Appropriations	\$ (0.01)	
Ad Valorem Tax Collections in Excess of Estimates	\$ 23,076.92	
Prior Year Ad Valorem Tax	\$ 22,331.52	
TOTAL ADDITIONS	\$ 354,153.26	
DEDUCTIONS:		
Supplemental Appropriations	\$ 296,343.82	
Current Tax in Process of Collection	\$ 0.00	
TOTAL DEDUCTIONS	\$ 296,343.82	
Cash Fund Balance as per Balance Sheet 6-30-2015	\$ 57,809.44	
Composition of Cash Fund Balance		
Cash	\$ 57,809.44	
Cash Fund Balance as per Balance Sheet 6-30-2015	\$ 57,809.44	

GENERAL FUND ACCOUNTS COVERING THE PERIOD JULY 1, 2014 TO JUNE 30, 2015
ESTIMATE OF NEEDS FOR 2015-2016

EXHIBIT "A"

Page 7

Schedule 4, Miscellaneous Revenue		
SOURCE	2014-15 ACCOUNT	
	AMOUNT ESTIMATED	ACTUALLY COLLECTED
1000 DISTRICT SOURCES OF REVENUE:		
1200 Tuition & Fees	\$ 0.00	\$ 100.00
1300 Earnings on Investments and Bond Sales	\$ 0.00	\$ 3.72
1400 Rental, Disposals and Commissions	\$ 0.00	\$ 2,826.00
1500 Reimbursements	\$ 0.00	\$ 24,880.06
1600 Other Local Sources of Revenue	\$ 0.00	\$ 66,764.92
1700 Child Nutrition Programs	\$ 18,893.81	\$ 35,337.40
1800 Athletics	\$ 0.00	\$ 0.00
TOTAL	\$ 18,893.81	\$ 129,912.10
2000 INTERMEDIATE SOURCES OF REVENUE:		
2100 County 4 Mill Ad Valorem Tax	\$ 22,753.51	\$ 28,179.27
2200 County Apportionment (Mortgage Tax)	\$ 3,743.51	\$ 3,045.24
2300 Resale of Property Fund Distribution	\$ 0.00	\$ 2,302.36
2910 Other Intermediate Sources of Revenue	\$ 0.00	\$ 0.00
TOTAL	\$ 26,497.02	\$ 33,526.87
3000 STATE SOURCES OF REVENUE:		
3110 Gross Production Tax	\$ 26,562.64	\$ 26,089.86
3120 Motor Vehicle Collections	\$ 150,723.48	\$ 167,545.48
3130 Rural Electric Cooperative Tax	\$ 108,305.81	\$ 123,476.48
3140 State School Land Earnings	\$ 51,164.37	\$ 59,829.22
3150 Vehicle Tax Stamps	\$ 73.95	\$ 49.96
3160 Farm Implement Tax Stamps	\$ 0.00	\$ 0.00
3170 Trailers and Mobile Homes	\$ 0.00	\$ 0.00
3190 Other Dedicated Revenue	\$ 0.00	\$ 0.00
3100 Total Dedicated Revenue	\$ 336,830.25	\$ 376,991.00
3210 Foundation and Salary Incentive Aid	\$ 1,333,128.00	\$ 1,415,134.00
3220 Mid-Term Adjustment For Attendance	\$ 0.00	\$ 0.00
3230 Teacher Consultant Stipend	\$ 0.00	\$ 0.00
3240 Disaster Assistance	\$ 0.00	\$ 0.00
3250 Flexible Benefit Allowance	\$ 269,356.56	\$ 290,057.32
3200 Total State Aid - General Operations - Non-Categorical	\$ 1,602,484.56	\$ 1,705,191.32
3300 State Aid - Competitive Grants - Categorical	\$ 0.00	\$ 0.00
3400 State - Categorical	\$ 22,638.00	\$ 36,019.58
3500 Special Programs	\$ 0.00	\$ 0.00
3600 Other State Sources of Revenue	\$ 6,773.00	\$ 8,913.00
3700 Child Nutrition Program	\$ 3,420.82	\$ 3,885.34
3800 State Vocational Programs - Multi-Source	\$ 20,900.00	\$ 20,900.00
TOTAL	\$ 1,993,046.63	\$ 2,151,900.24
4000 FEDERAL SOURCES OF REVENUE:		
4100 Grants-In-Aid Direct From The Federal Government	\$ 96,598.40	\$ 115,098.29
4200 Disadvantaged Students	\$ 181,125.64	\$ 128,258.67
4300 Individuals With Disabilities	\$ 104,891.89	\$ 79,146.11
4400 No Child Left Behind	\$ 0.00	\$ 0.00
4500 Grants-In-Aid Passed Through Other State/Intermediate Sources	\$ 0.00	\$ 12,012.16
4600 Other Federal Sources Passed Through State Dept Of Education	\$ 0.00	\$ 2,383.09
4700 Child Nutrition Programs	\$ 190,570.46	\$ 188,356.00
4800 Federal Vocational Education	\$ 0.00	\$ 0.00
TOTAL	\$ 573,186.39	\$ 525,254.32
5000 NON-REVENUE RECEIPTS:		
5100 Return of Assets	\$ 0.00	\$ 11,401.51
GRAND TOTAL	\$ 2,611,623.85	\$ 2,851,995.04

S.A. & I. Form 2661R06 Entity: Weleetka Public Schools I-31, Okfuskee

20-Aug-2015

GENERAL FUND ACCOUNTS COVERING THE PERIOD JULY 1, 2014 TO JUNE 30, 2015
ESTIMATE OF NEEDS FOR 2015-2016

EXHIBIT "A"

Page 8

2014-15 ACCOUNT OVER (UNDER)	BASIS AND LIMIT OF ENSUING ESTIMATE	2015-16 ACCOUNT		
		CHARGEABLE INCOME	ESTIMATED BY GOVERNING BOARD	APPROVED BY EXCISE BOARD
\$ 100.00	0.00%	\$ 0.00	\$ 0.00	\$ 0.00
\$ 3.72	0.00%	\$ 0.00	\$ 0.00	\$ 0.00
\$ 2,826.00	0.00%	\$ 0.00	\$ 0.00	\$ 0.00
\$ 24,880.06	0.00%	\$ 0.00	\$ 0.00	\$ 0.00
\$ 66,764.92	181.87%	\$ 0.00	\$ 121,422.57	\$ 121,422.57
\$ 16,443.59	90.00%	\$ 0.00	\$ 31,803.66	\$ 31,803.66
\$ 0.00	0.00%	\$ 0.00	\$ 0.00	\$ 0.00
\$ 111,018.29		\$ 0.00	\$ 153,226.23	\$ 153,226.23
\$ 5,425.76	90.00%	\$ 0.00	\$ 25,361.34	\$ 25,361.34
\$ (698.27)	90.00%	\$ 0.00	\$ 2,740.72	\$ 2,740.72
\$ 2,302.36	0.00%	\$ 0.00	\$ 0.00	\$ 0.00
\$ 0.00	0.00%	\$ 0.00	\$ 0.00	\$ 0.00
\$ 7,029.85		\$ 0.00	\$ 28,102.06	\$ 28,102.06
\$ (472.78)	90.00%	\$ 0.00	\$ 23,480.87	\$ 23,480.87
\$ 16,822.00	90.00%	\$ 0.00	\$ 150,790.93	\$ 150,790.93
\$ 15,170.67	90.00%	\$ 0.00	\$ 111,128.83	\$ 111,128.83
\$ 8,664.85	90.00%	\$ 0.00	\$ 53,846.30	\$ 53,846.30
\$ (23.99)	89.99%	\$ 0.00	\$ 44.96	\$ 44.96
\$ 0.00	0.00%	\$ 0.00	\$ 0.00	\$ 0.00
\$ 0.00	0.00%	\$ 0.00	\$ 0.00	\$ 0.00
\$ 0.00	0.00%	\$ 0.00	\$ 0.00	\$ 0.00
\$ 40,160.75		\$ 0.00	\$ 339,291.89	\$ 339,291.89
\$ 82,006.00	100.21%	\$ 0.00	\$ 1,418,050.00	\$ 1,418,050.00
\$ 0.00	0.00%	\$ 0.00	\$ 0.00	\$ 0.00
\$ 0.00	0.00%	\$ 0.00	\$ 0.00	\$ 0.00
\$ 0.00	0.00%	\$ 0.00	\$ 0.00	\$ 0.00
\$ 20,700.76	101.48%	\$ 0.00	\$ 294,355.92	\$ 294,355.92
\$ 102,706.76		\$ 0.00	\$ 1,712,405.92	\$ 1,712,405.92
\$ 0.00	0.00%	\$ 0.00	\$ 0.00	\$ 0.00
\$ 13,381.58	61.78%	\$ 0.00	\$ 22,254.00	\$ 22,254.00
\$ 0.00	0.00%	\$ 0.00	\$ 0.00	\$ 0.00
\$ 2,140.00	200.47%	\$ 0.00	\$ 17,868.00	\$ 17,868.00
\$ 464.52	90.00%	\$ 0.00	\$ 3,496.81	\$ 3,496.81
\$ 0.00	100.00%	\$ 0.00	\$ 20,900.00	\$ 20,900.00
\$ 158,853.61		\$ 0.00	\$ 2,116,216.62	\$ 2,116,216.62
\$ 18,499.89	87.07%	\$ 0.00	\$ 100,217.00	\$ 100,217.00
\$ (52,866.97)	217.20%	\$ 0.00	\$ 278,580.57	\$ 278,580.57
\$ (25,745.78)	120.92%	\$ 0.00	\$ 95,704.24	\$ 95,704.24
\$ 0.00	0.00%	\$ 0.00	\$ 0.00	\$ 0.00
\$ 12,012.16	73.68%	\$ 0.00	\$ 8,850.00	\$ 8,850.00
\$ 2,383.09	0.00%	\$ 0.00	\$ 0.00	\$ 0.00
\$ (2,214.46)	90.00%	\$ 0.00	\$ 169,520.40	\$ 169,520.40
\$ 0.00	0.00%	\$ 0.00	\$ 0.00	\$ 0.00
\$ (47,932.07)		\$ 0.00	\$ 652,872.21	\$ 652,872.21
\$ 11,401.51	0.00%	\$ 0.00	\$ 0.00	\$ 0.00
\$ 240,371.19		\$ 0.00	\$ 2,950,417.12	\$ 2,950,417.12

S.A. & I. Form 2661R06 Entity: Weleetka Public Schools I-31, Okfuskee

20-Aug-2015

GENERAL FUND ACCOUNTS COVERING THE PERIOD JULY 1, 2014 TO JUNE 30, 2015
ESTIMATE OF NEEDS FOR 2015-2016

EXHIBIT "A"

Page 9

Schedule 5, Expenditures General Fund Cash Accounts of Current and all Prior Years	
CURRENT AND ALL PRIOR YEARS	2014-15
Cash Balance Reported to Excise Board 6-30-2014	\$ 0.00
Cash Fund Balance Transferred Out	
Cash Fund Balance Transferred In	\$ 132,367.38
Adjusted Cash Balance	\$ 132,367.38
Ad Valorem Tax Apportioned To Year In Caption	\$ 507,452.06
Miscellaneous Revenue (Schedule 4)	\$ 2,851,995.04
Cash Fund Balance Forward From Preceding Year	\$ 22,331.51
Prior Expenditures Recovered	\$ 0.00
TOTAL RECEIPTS	\$ 3,381,778.61
TOTAL RECEIPTS AND BALANCE	\$ 3,514,145.99
Warrants Paid of Year in Caption	\$ 3,057,281.17
Interest Paid Thereon	\$ 0.00
Bank Fees and Cash Charges	\$ 0.00
TOTAL DISBURSEMENTS	\$ 3,057,281.17
CASH BALANCE JUNE 30, 2015	\$ 456,864.82
Reserve for Warrants Outstanding	\$ 392,702.52
Reserve for Interest on Warrants	\$ 0.00
Reserves From Schedule 8	\$ 6,352.86
TOTAL LIABILITIES AND RESERVE	\$ 399,055.38
DEFICIT:	\$ 0.00
CASH FUND BALANCE FORWARD TO SUCCEEDING YEAR	\$ 57,809.44

Schedule 6, General Fund Warrant Account of Current and All Prior Years	
CURRENT AND ALL PRIOR YEARS	2014-15
Warrants Outstanding 6-30 of Year in Caption	
Warrants Registered During Year	\$ 3,449,983.69
TOTAL	\$ 3,449,983.69
Warrants Paid During Year	\$ 3,057,281.17
Warrants Converted to Bonds or Judgments	\$ 0.00
Warrants Cancelled	\$ 0.00
Warrants estopped by Statute	\$ 0.00
TOTAL WARRANTS RETIRED	\$ 3,057,281.17
BALANCE WARRANTS OUTSTANDING JUNE 30, 2015	\$ 392,702.52

Schedule 7, 2014 Ad Valorem Tax Account			
2014 Net Valuation Certified To County Excise Board	\$ 14,751,433.00	35.450 Mills	Amount
Total Proceeds of Levy as Certified			\$ 532,812.65
Additions:			\$ 0.00
Deductions:			\$ 0.00
Gross Balance Tax			\$ 532,812.65
Less Reserve for Delinquent Tax			\$ 48,437.51
Reserve for Protests Pending			\$ 0.00
Balance Available Tax			\$ 484,375.14
Deduct 2014 Tax Apportioned			\$ 507,452.06
Net Balance 2014 Tax in Process of Collection			\$ 0.00
Excess Collections			\$ 23,076.92

2013-14	2012-13	2011-12	2010-11	2009-10	2008-09	TOTAL
\$ 547,905.81	\$ 0.00	\$ 0.00	\$ 0.00	\$ 0.00	\$ 0.00	\$ 547,905.81
\$ 132,367.38	\$ 0.00	\$ 0.00	\$ 0.00	\$ 0.00	\$ 0.00	\$ 132,367.38
\$ 0.00	\$ 0.00	\$ 0.00	\$ 0.00	\$ 0.00	\$ 0.00	\$ 132,367.38
\$ 415,538.43	\$ 0.00	\$ 0.00	\$ 0.00	\$ 0.00	\$ 0.00	\$ 547,905.81
\$ 22,331.52	\$ 0.00	\$ 0.00	\$ 0.00	\$ 0.00	\$ 0.00	\$ 529,783.58
\$ 0.00	\$ 0.00	\$ 0.00	\$ 0.00	\$ 0.00	\$ 0.00	\$ 2,851,995.04
\$ 0.00	\$ 0.00	\$ 0.00	\$ 0.00	\$ 0.00	\$ 0.00	\$ 22,331.51
\$ 0.00	\$ 0.00	\$ 0.00	\$ 0.00	\$ 0.00	\$ 0.00	\$ 0.00
\$ 22,331.52	\$ 0.00	\$ 0.00	\$ 0.00	\$ 0.00	\$ 0.00	\$ 3,404,110.13
\$ 437,869.95	\$ 0.00	\$ 0.00	\$ 0.00	\$ 0.00	\$ 0.00	\$ 3,952,015.94
\$ 415,538.44	\$ 0.00	\$ 0.00	\$ 0.00	\$ 0.00	\$ 0.00	\$ 3,472,819.61
\$ 0.00	\$ 0.00	\$ 0.00	\$ 0.00	\$ 0.00	\$ 0.00	\$ 0.00
\$ 0.00	\$ 0.00	\$ 0.00	\$ 0.00	\$ 0.00	\$ 0.00	\$ 0.00
\$ 415,538.44	\$ 0.00	\$ 0.00	\$ 0.00	\$ 0.00	\$ 0.00	\$ 3,472,819.61
\$ 22,331.51	\$ 0.00	\$ 0.00	\$ 0.00	\$ 0.00	\$ 0.00	\$ 479,196.33
\$ 0.00	\$ 0.00	\$ 0.00	\$ 0.00	\$ 0.00	\$ 0.00	\$ 392,702.52
\$ 0.00	\$ 0.00	\$ 0.00	\$ 0.00	\$ 0.00	\$ 0.00	\$ 0.00
\$ 0.00	\$ 0.00	\$ 0.00	\$ 0.00	\$ 0.00	\$ 0.00	\$ 6,352.86
\$ 0.00	\$ 0.00	\$ 0.00	\$ 0.00	\$ 0.00	\$ 0.00	\$ 399,055.38
\$ 0.00	\$ 0.00	\$ 0.00	\$ 0.00	\$ 0.00	\$ 0.00	\$ 0.00
\$ 22,331.51	\$ 0.00	\$ 0.00	\$ 0.00	\$ 0.00	\$ 0.00	\$ 80,140.95

[illegible]

Schedule 9, General Fund Investments						
INVESTED IN	Investments On Hand June 30, 2014	Since Purchased	Liquidations		Barred by Court Order	Investments On Hand June 30, 2015
			By Collection Of Cost	Amortized Premium		
	\$ 0.00	\$ 0.00	\$ 0.00	\$ 0.00	\$ 0.00	\$ 0.00
						\$ 0.00
						\$ 0.00
						\$ 0.00
						\$ 0.00
						\$ 0.00
						\$ 0.00
						\$ 0.00
						\$ 0.00
						\$ 0.00
TOTAL INVEST						\$ 0.00

GENERAL FUND ACCOUNTS COVERING THE PERIOD JULY 1, 2014 TO JUNE 30, 2015
ESTIMATE OF NEEDS FOR 2015-2016

EXHIBIT "A"

Page 11

Schedule 8, Report of Prior Year Expenditures

APPROPRIATED ACCOUNTS	FISCAL YEAR ENDING JUNE 30, 2014			APPROPRIATIONS ORIGINAL
	RESERVES 06-30-2014	WARRANTS SINCE ISSUED	BALANCE LAPSED APPROPRIATIONS	
1000 INSTRUCTION	\$ 16.76	\$ 16.76	\$ 0.00	\$ 1,804,792.30
2000 SUPPORT SERVICES:				
2100 Support Services - Students	\$ 0.00	\$ 0.00	\$ 0.00	\$ 170,842.66
2200 Support Services - Instructional Staff	\$ 120.00	\$ 120.00	\$ 0.00	\$ 78,757.54
2300 Support Services - General Administration	\$ 0.00	\$ 0.00	\$ 0.00	\$ 189,611.96
2400 Support Services - School Administration	\$ 0.00	\$ 0.00	\$ 0.00	\$ 194,583.93
2500 Support Services - Business	\$ 0.00	\$ 0.00	\$ 0.00	\$ 75,371.39
2600 Operations And Maintenance of Plant Services	\$ 0.00	\$ 0.00	\$ 0.00	\$ 281,288.23
2700 Student Transportation Services	\$ 0.00	\$ 0.00	\$ 0.00	\$ 105,681.14
2800 Support Services - Central	\$ 0.00	\$ 0.00	\$ 0.00	\$ 0.00
2900 Other Support Services	\$ 0.00	\$ 0.00	\$ 0.00	\$ 0.00
TOTAL	\$ 120.00	\$ 120.00	\$ 0.00	\$ 1,096,136.85
3000 OPERATION OF NON-INSTRUCTION SERVICES:				
3100 Child Nutrition Programs Operations	\$ 0.00	\$ 0.00	\$ 0.00	\$ 309,050.11
3200 Other Enterprise Service Operations	\$ 0.00	\$ 0.00	\$ 0.00	\$ 0.00
3300 Community Services Operations	\$ 0.00	\$ 0.00	\$ 0.00	\$ 174.90
TOTAL	\$ 0.00	\$ 0.00	\$ 0.00	\$ 309,225.01
4000 FACILITIES ACQUISITION & CONSTRUCTION SERVICES:				
4100 Supv. of Facilities Acquisition and Construction	\$ 0.00	\$ 0.00	\$ 0.00	\$ 0.00
4200 Site Acquisition Services	\$ 0.00	\$ 0.00	\$ 0.00	\$ 0.00
4300 Site Improvement Services	\$ 0.00	\$ 0.00	\$ 0.00	\$ 0.00
4400 Architecture and Engineering Services	\$ 0.00	\$ 0.00	\$ 0.00	\$ 0.00
4500 Educational Specifications Development Services	\$ 0.00	\$ 0.00	\$ 0.00	\$ 0.00
4600 Building Acquisition and Construction Services	\$ 0.00	\$ 0.00	\$ 0.00	\$ 0.00
4700 Building Improvement Services	\$ 0.00	\$ 0.00	\$ 0.00	\$ 0.00
4900 Other Facilities Acquisition and Const. Services	\$ 0.00	\$ 0.00	\$ 0.00	\$ 0.00
TOTAL	\$ 0.00	\$ 0.00	\$ 0.00	\$ 0.00
5000 OTHER OUTLAYS:				
5100 Debt Service	\$ 0.00	\$ 0.00	\$ 0.00	\$ 0.00
5200 Reimbursement (Child Nutrition Fund)	\$ 0.00	\$ 0.00	\$ 0.00	\$ 400.00
5300 Clearing Account	\$ 0.00	\$ 0.00	\$ 0.00	\$ 0.00
5400 Indirect Cost Entitlement	\$ 0.00	\$ 0.00	\$ 0.00	\$ 6,595.62
5500 Private Nonprofit Schools	\$ 0.00	\$ 0.00	\$ 0.00	\$ 0.00
5600 Correcting Entry	\$ 3,052.95	\$ 3,052.96	\$ (0.01)	\$ 11,216.59
TOTAL	\$ 3,052.95	\$ 3,052.96	\$ (0.01)	\$ 18,212.21
7000 OTHER USES	\$ 0.00	\$ 0.00	\$ 0.00	\$ 0.00
8000 REPAYMENTS	\$ 0.00	\$ 0.00	\$ 0.00	\$ 0.00
TOTAL GENERAL FUND	\$ 3,189.71	\$ 3,189.72	\$ (0.01)	\$ 3,228,366.37
Bank Fees and Cash Charges	\$ 0.00	\$ 0.00	\$ 0.00	\$ 0.00
Provision for Interest on Warrants	\$ 0.00	\$ 0.00	\$ 0.00	\$ 0.00
GRAND TOTAL	\$ 3,189.71	\$ 3,189.72	\$ (0.01)	\$ 3,228,366.37

ESTIMATE OF NEEDS FOR THE FISCAL YEAR 2015-2016

PURPOSE:
Current Expense
Interest
Pro rata share of County Assessor's Budget as determined by County Excise Board
GRAND TOTAL - Home School

S.A. & I. Form 2661R06 Entity: Weleetka Public Schools I-31, Okfuskee

20-Aug-2015

Page 12

	Estimate of Needs by Governing Board	Approved by County Excise Board
	\$ 3,497,706.36	\$ 3,497,706.36
	\$ 0.00	\$ 0.00
	\$ 0.00	\$ 0.00
	\$ 3,497,706.36	\$ 3,497,706.36

BUILDING FUND ACCOUNTS COVERING THE PERIOD JULY 1, 2014 TO JUNE 30, 2015
ESTIMATE OF NEEDS FOR 2015-2016

EXHIBIT "B"

Page 13

Schedule 1, Current Balance Sheet - June 30, 2015	
	Amount
ASSETS:	
Cash Balance June 30, 2015	\$ 59,195.83
Investments	\$ 0.00
TOTAL ASSETS	\$ 59,195.83
LIABILITIES AND RESERVES:	
Warrants Outstanding	\$ 5,776.24
Reserve for Interest on Warrants	\$ 0.00
Reserves From Schedule 8	\$ 0.00
TOTAL LIABILITIES AND RESERVES	\$ 5,776.24
CASH FUND BALANCE JUNE 30, 2015	\$ 53,419.59
TOTAL LIABILITIES, RESERVES AND CASH FUND BALANCE	\$ 59,195.83

Schedule 2, Revenue and Requirements - 2014-2015		
	Detail	Total
REVENUE:		
Cash Balance June 30, 2014	\$ 90,299.59	
Cash Fund Balance Transferred From Prior Years	\$ 3,189.32	
Current Ad Valorem Tax Apportioned	\$ 72,474.67	
Miscellaneous Revenue Apportioned	\$ 329.00	
TOTAL REVENUE		\$ 166,292.58
REQUIREMENTS:		
Claims Paid by Warrants Issued & Transfer Fees Apportioned	\$ 112,872.99	
Reserves From Schedule 8	\$ 0.00	
Interest Paid on Warrants	\$ 0.00	
Bank Fees and Cash Charges	\$ 0.00	
Reserve for Interest on Warrants	\$ 0.00	
TOTAL REQUIREMENTS		\$ 112,872.99
ADD: Cash Fund Balance as Per Balance Sheet 6-30-2015		\$ 53,419.59
TOTAL REQUIREMENTS AND CASH FUND BALANCE		\$ 166,292.58

Schedule 3, Cash Fund Balance Analysis - June 30, 2015	
	Amount
ADDITIONS:	
Miscellaneous Revenue Collected in Excess of Estimates-Net	\$ 329.00
Warrants Estopped, Cancelled or Converted	\$ 0.00
Fiscal Year 2014-15 Lapsed Appropriations	\$ 46,605.54
Fiscal Year 2013-14 Lapsed Appropriations	\$ 0.00
Ad Valorem Tax Collections in Excess of Estimates	\$ 3,295.73
Prior Year Ad Valorem Tax	\$ 3,189.32
TOTAL ADDITIONS	\$ 53,419.59
DEDUCTIONS:	
Supplemental Appropriations	\$ 0.00
Current Tax in Process of Collection	\$ 0.00
TOTAL DEDUCTIONS	\$ 0.00
Cash Fund Balance as per Balance Sheet 6-30-2015	\$ 53,419.59
Composition of Cash Fund Balance	
Cash	\$ 53,419.59
Cash Fund Balance as per Balance Sheet 6-30-2015	\$ 53,419.59

BUILDING FUND ACCOUNTS COVERING THE PERIOD JULY 1, 2014 TO JUNE 30, 2015
ESTIMATE OF NEEDS FOR 2015-2016

EXHIBIT "B"

Page 14

Schedule 4, Miscellaneous Revenue		
SOURCE	2014-15 ACCOUNT	
	AMOUNT ESTIMATED	ACTUALLY COLLECTED
1000 DISTRICT SOURCES OF REVENUE:		
1200 Tuition & Fees	\$ 0.00	\$ 0.00
1300 Earnings on Investments and Bond Sales	\$ 0.00	\$ 0.00
1400 Rental, Disposals and Commissions	\$ 0.00	\$ 0.00
1500 Reimbursements	\$ 0.00	\$ 0.00
1600 Other Local Sources of Revenue	\$ 0.00	\$ 0.00
1700 Child Nutrition Programs	\$ 0.00	\$ 0.00
1800 Athletics	\$ 0.00	\$ 0.00
TOTAL	\$ 0.00	\$ 0.00
2000 INTERMEDIATE SOURCES OF REVENUE:		
2100 County 4 Mill Ad Valorem Tax	\$ 0.00	\$ 0.00
2200 County Apportionment (Mortgage Tax)	\$ 0.00	\$ 0.00
2300 Resale of Property Fund Distribution	\$ 0.00	\$ 0.00
2900 Other Intermediate Sources of Revenue	\$ 0.00	\$ 329.00
TOTAL	\$ 0.00	\$ 329.00
3000 STATE SOURCES OF REVENUE:		
3110 Gross Production Tax	\$ 0.00	\$ 0.00
3120 Motor Vehicle Collections	\$ 0.00	\$ 0.00
3130 Rural Electric Cooperative Tax	\$ 0.00	\$ 0.00
3140 State School Land Earnings	\$ 0.00	\$ 0.00
3150 Vehicle Tax Stamps	\$ 0.00	\$ 0.00
3160 Farm Implement Tax Stamps	\$ 0.00	\$ 0.00
3170 Trailers and Mobile Homes	\$ 0.00	\$ 0.00
3190 Other Dedicated Revenue	\$ 0.00	\$ 0.00
3100 Total Dedicated Revenue	\$ 0.00	\$ 0.00
3210 Foundation and Salary Incentive Aid	\$ 0.00	\$ 0.00
3220 Mid-Term Adjustment For Attendance	\$ 0.00	\$ 0.00
3230 Teacher Consultant Stipend	\$ 0.00	\$ 0.00
3240 Disaster Assistance	\$ 0.00	\$ 0.00
3250 Flexible Benefit Allowance	\$ 0.00	\$ 0.00
3200 Total State Aid - General Operations - Non-Categorical	\$ 0.00	\$ 0.00
3300 State Aid - Competitive Grants - Categorical	\$ 0.00	\$ 0.00
3400 State - Categorical	\$ 0.00	\$ 0.00
3500 Special Programs	\$ 0.00	\$ 0.00
3600 Other State Sources of Revenue	\$ 0.00	\$ 0.00
3700 Child Nutrition Program	\$ 0.00	\$ 0.00
3800 State Vocational Programs - Multi-Source	\$ 0.00	\$ 0.00
TOTAL	\$ 0.00	\$ 0.00
4000 FEDERAL SOURCES OF REVENUE:		
4100 Grants-In-Aid Direct From The Federal Government	\$ 0.00	\$ 0.00
4200 Disadvantaged Students	\$ 0.00	\$ 0.00
4300 Individuals With Disabilities	\$ 0.00	\$ 0.00
4400 No Child Left Behind	\$ 0.00	\$ 0.00
4500 Grants-In-Aid Passed Through Other State/Intermediate Sources	\$ 0.00	\$ 0.00
4600 Other Federal Sources Passed Through State Dept Of Education	\$ 0.00	\$ 0.00
4700 Child Nutrition Programs	\$ 0.00	\$ 0.00
4800 Federal Vocational Education	\$ 0.00	\$ 0.00
TOTAL	\$ 0.00	\$ 0.00
5000 NON-REVENUE RECEIPTS:		
5100 Return of Assets	\$ 0.00	\$ 0.00
GRAND TOTAL	\$ 0.00	\$ 329.00

S.A. & I. Form 2661R06 Entity: Weleetka Public Schools I-31, Okfuskee

20-Aug-2015

See Accountant's Compilation Report

BUILDING FUND ACCOUNTS COVERING THE PERIOD JULY 1, 2014 TO JUNE 30, 2015
ESTIMATE OF NEEDS FOR 2015-2016

EXHIBIT "B"

Page 16

Schedule 5, Expenditures Building Fund Cash Accounts of Current and all Prior Years	
CURRENT AND ALL PRIOR YEARS	2014-15
Cash Balance Reported to Excise Board 6-30-2014	\$ 0.00
Cash Fund Balance Transferred Out	
Cash Fund Balance Transferred In	\$ 90,299.59
Adjusted Cash Balance	\$ 90,299.59
Ad Valorem Tax Apportioned To Year In Caption	\$ 72,474.67
Miscellaneous Revenue (Schedule 4)	\$ 329.00
Cash Fund Balance Forward From Preceding Year	\$ 3,189.32
Prior Expenditures Recovered	\$ 0.00
TOTAL RECEIPTS	\$ 75,992.99
TOTAL RECEIPTS AND BALANCE	\$ 166,292.58
Warrants Paid of Year in Caption	\$ 107,096.75
Interest Paid Thereon	\$ 0.00
Bank Fees and Cash Charges	\$ 0.00
TOTAL DISBURSEMENTS	\$ 107,096.75
CASH BALANCE JUNE 30, 2015	\$ 59,195.83
Reserve for Warrants Outstanding	\$ 5,776.24
Reserve for Interest on Warrants	\$ 0.00
Reserves From Schedule 8	\$ 0.00
TOTAL LIABILITIES AND RESERVE	\$ 5,776.24
DEFICIT: (Red Figure)	\$ 0.00
CASH FUND BALANCE FORWARD TO SUCCEEDING YEAR	\$ 53,419.59

Schedule 6, Building Fund Warrant Account of Current and All Prior Years	
CURRENT AND ALL PRIOR YEARS	2014-15
Warrants Outstanding 6-30 of Year in Caption	
Warrants Registered During Year	\$ 112,872.99
TOTAL	\$ 112,872.99
Warrants Paid During Year	\$ 107,096.75
Warrants Converted to Bonds or Judgments	\$ 0.00
Warrants Cancelled	\$ 0.00
Warrants estopped by Statute	\$ 0.00
TOTAL WARRANTS RETIRED	\$ 107,096.75
BALANCE WARRANTS OUTSTANDING JUNE 30, 2015	\$ 5,776.24

Schedule 7, 2014 Ad Valorem Tax Account			
2014 Net Valuation Certified To County Excise Board	\$ 14,751,433.00	5.060 Mills	Amount
Total Proceeds of Levy as Certified			\$ 76,096.83
Additions:			\$ 0.00
Deductions:			\$ 0.00
Gross Balance Tax			\$ 76,096.83
Less Reserve for Delinquent Tax			\$ 6,917.89
Reserve for Protests Pending			\$ 0.00
Balance Available Tax			\$ 69,178.94
Deduct 2014 Tax Apportioned			\$ 72,474.67
Net Balance 2014 Tax in Process of Collection			\$ 0.00
Excess Collections			\$ 3,295.73

Page 17

BUILDING FUND ACCOUNTS COVERING THE PERIOD JULY 1, 2014 TO JUNE 30, 2015
ESTIMATE OF NEEDS FOR 2015-2016

EXHIBIT "B"

Page 18

Schedule 8, Report of Prior Year Expenditures				
APPROPRIATED ACCOUNTS	FISCAL YEAR ENDING JUNE 30, 2014			APPROPRIATIONS ORIGINAL
	RESERVES 06-30-2014	WARRANTS SINCE ISSUED	BALANCE LAPSED APPROPRIATIONS	
1000 INSTRUCTION	\$ 0.00	\$ 0.00	\$ 0.00	\$ 0.00
2000 SUPPORT SERVICES:				
2100 Support Services - Students	\$ 0.00	\$ 0.00	\$ 0.00	\$ 0.00
2200 Support Services - Instructional Staff	\$ 0.00	\$ 0.00	\$ 0.00	\$ 0.00
2300 Support Services - General Administration	\$ 0.00	\$ 0.00	\$ 0.00	\$ 0.00
2400 Support Services - School Administration	\$ 0.00	\$ 0.00	\$ 0.00	\$ 0.00
2500 Support Services - Business	\$ 0.00	\$ 0.00	\$ 0.00	\$ 0.00
2600 Operations And Maintenance of Plant Services	\$ 0.00	\$ 0.00	\$ 0.00	\$ 156,478.53
2700 Student Transportation Services	\$ 0.00	\$ 0.00	\$ 0.00	\$ 0.00
2800 Support Services - Central	\$ 0.00	\$ 0.00	\$ 0.00	\$ 0.00
2900 Other Support Services	\$ 0.00	\$ 0.00	\$ 0.00	\$ 0.00
TOTAL	\$ 0.00	\$ 0.00	\$ 0.00	\$ 156,478.53
3000 OPERATION OF NON-INSTRUCTION SERVICES:				
3100 Child Nutrition Programs Operations	\$ 0.00	\$ 0.00	\$ 0.00	\$ 0.00
3200 Other Enterprise Service Operations	\$ 0.00	\$ 0.00	\$ 0.00	\$ 0.00
3300 Community Services Operations	\$ 0.00	\$ 0.00	\$ 0.00	\$ 0.00
TOTAL	\$ 0.00	\$ 0.00	\$ 0.00	\$ 0.00
4000 FACILITIES ACQUISITION & CONSTRUCTION SERVICES:				
4100 Supv. of Facilities Acquisition and Construction	\$ 0.00	\$ 0.00	\$ 0.00	\$ 0.00
4200 Site Acquisition Services	\$ 0.00	\$ 0.00	\$ 0.00	\$ 0.00
4300 Site Improvement Services	\$ 0.00	\$ 0.00	\$ 0.00	\$ 3,000.00
4400 Architecture and Engineering Services	\$ 0.00	\$ 0.00	\$ 0.00	\$ 0.00
4500 Educational Specifications Development Services	\$ 0.00	\$ 0.00	\$ 0.00	\$ 0.00
4600 Building Acquisition and Construction Services	\$ 0.00	\$ 0.00	\$ 0.00	\$ 0.00
4700 Building Improvement Services	\$ 0.00	\$ 0.00	\$ 0.00	\$ 0.00
4900 Other Facilities Acquisition and Const. Services	\$ 0.00	\$ 0.00	\$ 0.00	\$ 0.00
TOTAL	\$ 0.00	\$ 0.00	\$ 0.00	\$ 3,000.00
5000 OTHER OUTLAYS:				
5100 Debt Service	\$ 0.00	\$ 0.00	\$ 0.00	\$ 0.00
5200 Reimbursement (Child Nutrition Fund)	\$ 0.00	\$ 0.00	\$ 0.00	\$ 0.00
5300 Clearing Account	\$ 0.00	\$ 0.00	\$ 0.00	\$ 0.00
5400 Indirect Cost Entitlement	\$ 0.00	\$ 0.00	\$ 0.00	\$ 0.00
5500 Private Nonprofit Schools	\$ 0.00	\$ 0.00	\$ 0.00	\$ 0.00
5600 Correcting Entry	\$ 0.00	\$ 0.00	\$ 0.00	\$ 0.00
TOTAL	\$ 0.00	\$ 0.00	\$ 0.00	\$ 0.00
7000 OTHER USES	\$ 0.00	\$ 0.00	\$ 0.00	\$ 0.00
8000 REPAYMENTS	\$ 0.00	\$ 0.00	\$ 0.00	\$ 0.00
TOTAL BUILDING FUND	\$ 0.00	\$ 0.00	\$ 0.00	\$ 159,478.53
Bank Fees and Cash Charges	\$ 0.00	\$ 0.00	\$ 0.00	\$ 0.00
Provision for Interest on Warrants	\$ 0.00	\$ 0.00	\$ 0.00	\$ 0.00
GRAND TOTAL	\$ 0.00	\$ 0.00	\$ 0.00	\$ 159,478.53

ESTIMATE OF NEEDS FOR THE FISCAL YEAR 2015-2016
PURPOSE:
Current Expense
Interest
Pro rata share of County Assessor's Budget by County Excise Board
GRAND TOTAL - Home School

S.A. & I. Form 2661R06 Entity: Weleetka Public Schools I-31, Okfuskee

20-Aug-2015

BUILDING FUND ACCOUNTS COVERING THE PERIOD JULY 1, 2014 TO JUNE 30, 2015
ESTIMATE OF NEEDS FOR 2015-2016

EXHIBIT "B"

Page 19

FISCAL YEAR ENDING JUNE 30, 2015						FISCAL YEAR 2014-2015
APPROPRIATIONS			WARRANTS ISSUED	RESERVES	LAPSED BALANCE KNOWN TO BE UNENCUMBERED	EXPENDITURES FOR CURRENT EXPENSE PURPOSES
SUPPLEMENTAL ADJUSTMENTS		NET AMOUNT				
ADDED	CANCELLED					
\$ 0.00	\$ 0.00	\$ 0.00	\$ 0.00	\$ 0.00	\$ 0.00	\$ 0.00
\$ 0.00	\$ 0.00	\$ 0.00	\$ 0.00	\$ 0.00	\$ 0.00	\$ 0.00
\$ 0.00	\$ 0.00	\$ 0.00	\$ 0.00	\$ 0.00	\$ 0.00	\$ 0.00
\$ 0.00	\$ 0.00	\$ 0.00	\$ 0.00	\$ 0.00	\$ 0.00	\$ 0.00
\$ 0.00	\$ 0.00	\$ 0.00	\$ 0.00	\$ 0.00	\$ 0.00	\$ 0.00
\$ 0.00	\$ 0.00	\$ 0.00	\$ 0.00	\$ 0.00	\$ 0.00	\$ 0.00
\$ 0.00	\$ 0.00	\$ 156,478.53	\$ 109,872.99	\$ 0.00	\$ 46,605.54	\$ 109,872.99
\$ 0.00	\$ 0.00	\$ 0.00	\$ 0.00	\$ 0.00	\$ 0.00	\$ 0.00
\$ 0.00	\$ 0.00	\$ 0.00	\$ 0.00	\$ 0.00	\$ 0.00	\$ 0.00
\$ 0.00	\$ 0.00	\$ 0.00	\$ 0.00	\$ 0.00	\$ 0.00	\$ 0.00
\$ 0.00	\$ 0.00	\$ 156,478.53	\$ 109,872.99	\$ 0.00	\$ 46,605.54	\$ 109,872.99
\$ 0.00	\$ 0.00	\$ 0.00	\$ 0.00	\$ 0.00	\$ 0.00	\$ 0.00
\$ 0.00	\$ 0.00	\$ 0.00	\$ 0.00	\$ 0.00	\$ 0.00	\$ 0.00
\$ 0.00	\$ 0.00	\$ 0.00	\$ 0.00	\$ 0.00	\$ 0.00	\$ 0.00
\$ 0.00	\$ 0.00	\$ 0.00	\$ 0.00	\$ 0.00	\$ 0.00	\$ 0.00
\$ 0.00	\$ 0.00	\$ 0.00	\$ 0.00	\$ 0.00	\$ 0.00	\$ 0.00
\$ 0.00	\$ 0.00	\$ 0.00	\$ 0.00	\$ 0.00	\$ 0.00	\$ 0.00
\$ 0.00	\$ 0.00	\$ 3,000.00	\$ 3,000.00	\$ 0.00	\$ 0.00	\$ 3,000.00
\$ 0.00	\$ 0.00	\$ 0.00	\$ 0.00	\$ 0.00	\$ 0.00	\$ 0.00
\$ 0.00	\$ 0.00	\$ 0.00	\$ 0.00	\$ 0.00	\$ 0.00	\$ 0.00
\$ 0.00	\$ 0.00	\$ 0.00	\$ 0.00	\$ 0.00	\$ 0.00	\$ 0.00
\$ 0.00	\$ 0.00	\$ 0.00	\$ 0.00	\$ 0.00	\$ 0.00	\$ 0.00
\$ 0.00	\$ 0.00	\$ 0.00	\$ 0.00	\$ 0.00	\$ 0.00	\$ 0.00
\$ 0.00	\$ 0.00	\$ 3,000.00	\$ 3,000.00	\$ 0.00	\$ 0.00	\$ 3,000.00
\$ 0.00	\$ 0.00	\$ 0.00	\$ 0.00	\$ 0.00	\$ 0.00	\$ 0.00
\$ 0.00	\$ 0.00	\$ 0.00	\$ 0.00	\$ 0.00	\$ 0.00	\$ 0.00
\$ 0.00	\$ 0.00	\$ 0.00	\$ 0.00	\$ 0.00	\$ 0.00	\$ 0.00
\$ 0.00	\$ 0.00	\$ 0.00	\$ 0.00	\$ 0.00	\$ 0.00	\$ 0.00
\$ 0.00	\$ 0.00	\$ 0.00	\$ 0.00	\$ 0.00	\$ 0.00	\$ 0.00
\$ 0.00	\$ 0.00	\$ 0.00	\$ 0.00	\$ 0.00	\$ 0.00	\$ 0.00
\$ 0.00	\$ 0.00	\$ 0.00	\$ 0.00	\$ 0.00	\$ 0.00	\$ 0.00
\$ 0.00	\$ 0.00	\$ 0.00	\$ 0.00	\$ 0.00	\$ 0.00	\$ 0.00
\$ 0.00	\$ 0.00	\$ 0.00	\$ 0.00	\$ 0.00	\$ 0.00	\$ 0.00
\$ 0.00	\$ 0.00	\$ 0.00	\$ 0.00	\$ 0.00	\$ 0.00	\$ 0.00
\$ 0.00	\$ 0.00	\$ 159,478.53	\$ 112,872.99	\$ 0.00	\$ 46,605.54	\$ 112,872.99
\$ 0.00	\$ 0.00	\$ 0.00	\$ 0.00	\$ 0.00	\$ 0.00	\$ 0.00
\$ 0.00	\$ 0.00	\$ 0.00	\$ 0.00	\$ 0.00	\$ 0.00	\$ 0.00
\$ 0.00	\$ 0.00	\$ 159,478.53	\$ 112,872.99	\$ 0.00	\$ 46,605.54	\$ 112,872.99

	Estimate of Needs by	Approved by County
	Governing Board	Excise Board
	\$ 123,327.63	\$ 123,327.63
	\$ 0.00	\$ 0.00
	\$ 0.00	\$ 0.00
	\$ 123,327.63	\$ 123,327.63

S.A. & I. Form 2661R06 Entity: Weleetka Public Schools I-31, Okfuskee

20-Aug-2015

CO-OP FUND ACCOUNTS COVERING THE PERIOD JULY 1, 2014 TO JUNE 30, 2015
ESTIMATE OF NEEDS FOR 2015-2016

EXHIBIT "C"

Page 20

Schedule 1, Current Balance Sheet - June 30, 2015	
	Amount
ASSETS:	
Cash Balance June 30, 2015	\$ 16,540.55
Investments	\$ 0.00
TOTAL ASSETS	\$ 16,540.55
LIABILITIES AND RESERVES:	
Warrants Outstanding	\$ 16,540.55
Reserve for Interest on Warrants	\$ 0.00
Reserves From Schedule 8	\$ 0.00
TOTAL LIABILITIES AND RESERVES	\$ 16,540.55
CASH FUND BALANCE JUNE 30, 2015	\$ 0.00
TOTAL LIABILITIES, RESERVES AND CASH FUND BALANCE	\$ 16,540.55

Schedule 5, Expenditures Co-op Fund Cash Accounts of Current and all Prior Years	
CURRENT AND ALL PRIOR YEARS	2014-15
Cash Balance Reported to Excise Board 6-30-2014	\$ 0.00
Cash Fund Balance Transferred Out	
Cash Fund Balance Transferred In	\$ (63,237.80)
Adjusted Cash Balance	\$ (63,237.80)
Miscellaneous Revenue (Schedule 4)	\$ 156,050.23
Cash Fund Balance Forward From Preceding Year	\$ 0.00
Prior Expenditures Recovered	\$ 0.00
TOTAL RECEIPTS	\$ 156,050.23
TOTAL RECEIPTS AND BALANCE	\$ 92,812.43
Warrants Paid of Year in Caption	\$ 76,271.88
Interest Paid Thereon	\$ 0.00
Bank Fees and Cash Charges	\$ 0.00
TOTAL DISBURSEMENTS	\$ 76,271.88
CASH BALANCE JUNE 30, 2015	\$ 16,540.55
Reserve for Warrants Outstanding	\$ 16,540.55
Reserve for Interest on Warrants	\$ 0.00
Reserves From Schedule 8	\$ 0.00
TOTAL LIABILITIES AND RESERVE	\$ 16,540.55
DEFICIT: (Red Figure)	\$ 0.00
CASH FUND BALANCE FORWARD TO SUCCEEDING YEAR	\$ 0.00

Schedule 6, Co-op Fund Warrant Account of Current and All Prior Years	
CURRENT AND ALL PRIOR YEARS	2014-15
Warrants Outstanding 6-30 of Year in Caption	
Warrants Registered During Year	\$ 92,812.43
TOTAL	\$ 92,812.43
Warrants Paid During Year	\$ 76,271.88
Warrants Converted to Bonds or Judgments	\$ 0.00
Warrants Cancelled	\$ 0.00
Warrants estopped by Statute	\$ 0.00
TOTAL WARRANTS RETIRED	\$ 76,271.88
BALANCE WARRANTS OUTSTANDING JUNE 30, 2015	\$ 16,540.55

CO-OP FUND ACCOUNTS COVERING THE PERIOD JULY 1, 2014 TO JUNE 30, 2015
ESTIMATE OF NEEDS FOR 2015-2016

EXHIBIT "C"

Page 21

Schedule 2, Revenue and Requirements - 2014-2015		
	Detail	Total
REVENUE:		
Cash Balance June 30, 2014	\$ (63,237.80)	
Cash Fund Balance Transferred From Prior Years	\$ 0.00	
Miscellaneous Revenue Apportioned	\$ 156,050.23	
TOTAL REVENUE		\$ 92,812.43
REQUIREMENTS:		
Claims Paid by Warrants Issued & Transfer Fees Apportioned	\$ 92,812.43	
Reserves From Schedule 8	\$ 0.00	
Interest Paid on Warrants	\$ 0.00	
Bank Fees and Cash Charges	\$ 0.00	
Reserve for Interest on Warrants	\$ 0.00	
TOTAL REQUIREMENTS		\$ 92,812.43
ADD: Cash Fund Balance as Per Balance Sheet 6-30-2015		\$ 0.00
TOTAL REQUIREMENTS AND CASH FUND BALANCE		\$ 92,812.43

Schedule 5, (Continued)						
2013-14	2012-13	2011-12	2010-11	2009-10	2008-09	TOTAL
\$ (46,694.01)	\$ 0.00	\$ 0.00	\$ 0.00	\$ 0.00	\$ 0.00	\$ (46,694.01)
\$ (63,237.80)	\$ 0.00	\$ 0.00	\$ 0.00	\$ 0.00	\$ 0.00	\$ (63,237.80)
\$ 0.00	\$ 0.00	\$ 0.00	\$ 0.00	\$ 0.00	\$ 0.00	\$ (63,237.80)
\$ 16,543.79	\$ 0.00	\$ 0.00	\$ 0.00	\$ 0.00	\$ 0.00	\$ (46,694.01)
\$ 0.00	\$ 0.00	\$ 0.00	\$ 0.00	\$ 0.00	\$ 0.00	\$ 156,050.23
\$ 0.00	\$ 0.00	\$ 0.00	\$ 0.00	\$ 0.00	\$ 0.00	\$ 0.00
\$ 0.00	\$ 0.00	\$ 0.00	\$ 0.00	\$ 0.00	\$ 0.00	\$ 0.00
\$ 0.00	\$ 0.00	\$ 0.00	\$ 0.00	\$ 0.00	\$ 0.00	\$ 156,050.23
\$ 16,543.79	\$ 0.00	\$ 0.00	\$ 0.00	\$ 0.00	\$ 0.00	\$ 109,356.22
\$ 16,543.79	\$ 0.00	\$ 0.00	\$ 0.00	\$ 0.00	\$ 0.00	\$ 92,815.67
\$ 0.00	\$ 0.00	\$ 0.00	\$ 0.00	\$ 0.00	\$ 0.00	\$ 0.00
\$ 0.00	\$ 0.00	\$ 0.00	\$ 0.00	\$ 0.00	\$ 0.00	\$ 0.00
\$ 16,543.79	\$ 0.00	\$ 0.00	\$ 0.00	\$ 0.00	\$ 0.00	\$ 92,815.67
\$ 0.00	\$ 0.00	\$ 0.00	\$ 0.00	\$ 0.00	\$ 0.00	\$ 16,540.55
\$ 0.00	\$ 0.00	\$ 0.00	\$ 0.00	\$ 0.00	\$ 0.00	\$ 16,540.55
\$ 0.00	\$ 0.00	\$ 0.00	\$ 0.00	\$ 0.00	\$ 0.00	\$ 0.00
\$ 0.00	\$ 0.00	\$ 0.00	\$ 0.00	\$ 0.00	\$ 0.00	\$ 0.00
\$ 0.00	\$ 0.00	\$ 0.00	\$ 0.00	\$ 0.00	\$ 0.00	\$ 16,540.55
\$ 0.00	\$ 0.00	\$ 0.00	\$ 0.00	\$ 0.00	\$ 0.00	\$ 0.00
\$ 0.00	\$ 0.00	\$ 0.00	\$ 0.00	\$ 0.00	\$ 0.00	\$ 0.00

Schedule 6, (Continued)						
2013-14	2012-13	2011-12	2010-11	2009-10	2008-09	TOTAL
\$ 16,543.79	\$ 0.00	\$ 0.00	\$ 0.00	\$ 0.00	\$ 0.00	\$ 16,543.79
\$ 0.00	\$ 0.00	\$ 0.00	\$ 0.00	\$ 0.00	\$ 0.00	\$ 92,812.43
\$ 16,543.79	\$ 0.00	\$ 0.00	\$ 0.00	\$ 0.00	\$ 0.00	\$ 109,356.22
\$ 16,543.79	\$ 0.00	\$ 0.00	\$ 0.00	\$ 0.00	\$ 0.00	\$ 92,815.67
\$ 0.00	\$ 0.00	\$ 0.00	\$ 0.00	\$ 0.00	\$ 0.00	\$ 0.00
\$ 0.00	\$ 0.00	\$ 0.00	\$ 0.00	\$ 0.00	\$ 0.00	\$ 0.00
\$ 0.00	\$ 0.00	\$ 0.00	\$ 0.00	\$ 0.00	\$ 0.00	\$ 0.00
\$ 16,543.79	\$ 0.00	\$ 0.00	\$ 0.00	\$ 0.00	\$ 0.00	\$ 92,815.67
\$ 0.00	\$ 0.00	\$ 0.00	\$ 0.00	\$ 0.00	\$ 0.00	\$ 16,540.55

CO-OP FUND ACCOUNTS COVERING THE PERIOD JULY 1, 2014 TO JUNE 30, 2015
ESTIMATE OF NEEDS FOR 2015-2016

Page 22

EXHIBIT "C"

Schedule 4, Miscellaneous Revenue		
SOURCE	2014-15 ACCOUNT	
	AMOUNT ESTIMATED	ACTUALLY COLLECTED
1000 DISTRICT SOURCES OF REVENUE:		
1200 Tuition & Fees	\$ 0.00	\$ 0.00
1300 Earnings on Investments and Bond Sales	\$ 0.00	\$ 0.00
1400 Rental, Disposals and Commissions	\$ 0.00	\$ 0.00
1500 Reimbursements	\$ 0.00	\$ 0.00
1600 Other Local Sources of Revenue	\$ 152,818.22	\$ 116,960.23
1700 Child Nutrition Programs	\$ 0.00	\$ 0.00
1800 Athletics	\$ 0.00	\$ 0.00
TOTAL	\$ 152,818.22	\$ 116,960.23
2000 INTERMEDIATE SOURCES OF REVENUE:		
2100 County 4 Mill Ad Valorem Tax	\$ 0.00	\$ 0.00
2200 County Apportionment (Mortgage Tax)	\$ 0.00	\$ 0.00
2300 Resale of Property Fund Distribution	\$ 0.00	\$ 0.00
2900 Other Intermediate Sources of Revenue	\$ 0.00	\$ 0.00
TOTAL	\$ 0.00	\$ 0.00
3000 STATE SOURCES OF REVENUE:		
3110 Gross Production Tax	\$ 0.00	\$ 0.00
3120 Motor Vehicle Collections	\$ 0.00	\$ 0.00
3130 Rural Electric Cooperative Tax	\$ 0.00	\$ 0.00
3140 State School Land Earnings	\$ 0.00	\$ 0.00
3150 Vehicle Tax Stamps	\$ 0.00	\$ 0.00
3160 Farm Implement Tax Stamps	\$ 0.00	\$ 0.00
3170 Trailers and Mobile Homes	\$ 0.00	\$ 0.00
3190 Other Dedicated Revenue	\$ 0.00	\$ 0.00
3100 Total Dedicated Revenue	\$ 0.00	\$ 0.00
3210 Foundation and Salary Incentive Aid	\$ 0.00	\$ 0.00
3220 Mid-Term Adjustment For Attendance	\$ 0.00	\$ 0.00
3230 Teacher Consultant Stipend	\$ 0.00	\$ 0.00
3250 Flexible Benefit Allowance	\$ 5,934.84	\$ 0.00
3200 Total State Aid - General Operations - Non-Categorical	\$ 5,934.84	\$ 0.00
3300 State Aid - Competitive Grants - Categorical	\$ 0.00	\$ 39,090.00
3400 State - Categorical	\$ 0.00	\$ 0.00
3500 Special Programs	\$ 0.00	\$ 0.00
3600 Other State Sources of Revenue	\$ 0.00	\$ 0.00
3700 Child Nutrition Program	\$ 0.00	\$ 0.00
3800 State Vocational Programs - Multi-Source	\$ 0.00	\$ 0.00
TOTAL	\$ 5,934.84	\$ 39,090.00
4000 FEDERAL SOURCES OF REVENUE:		
4100 Grants-In-Aid Direct From The Federal Government	\$ 0.00	\$ 0.00
4200 Disadvantaged Students	\$ 0.00	\$ 0.00
4300 Individuals With Disabilities	\$ 0.00	\$ 0.00
4400 No Child Left Behind	\$ 0.00	\$ 0.00
4500 Grants-In-Aid Passed Through Other State/Intermediate Sources	\$ 0.00	\$ 0.00
4600 Other Federal Sources Passed Through State Dept Of Education	\$ 0.00	\$ 0.00
4700 Child Nutrition Programs	\$ 0.00	\$ 0.00
4800 Federal Vocational Education	\$ 0.00	\$ 0.00
TOTAL	\$ 0.00	\$ 0.00
5000 NON-REVENUE RECEIPTS:		
5100 Return of Assets	\$ 0.00	\$ 0.00
GRAND TOTAL	\$ 158,753.06	\$ 156,050.23

EXHIBIT "C"

2014-15 ACCOUNT		BASIS AND LIMIT OF ENSUING ESTIMATE	2015-16 ACCOUNT		
OVER (UNDER)	CHARGEABLE INCOME		ESTIMATED BY GOVERNING BOARD	APPROVED BY EXCISE BOARD	
\$ 0.00	0.00%	\$ 0.00	\$ 0.00	\$ 0.00	
\$ 0.00	0.00%	\$ 0.00	\$ 0.00	\$ 0.00	
\$ 0.00	0.00%	\$ 0.00	\$ 0.00	\$ 0.00	
\$ 0.00	0.00%	\$ 0.00	\$ 0.00	\$ 0.00	
\$ (35,857.99)	90.00%	\$ 0.00	\$ 105,264.21	\$ 105,264.21	
\$ 0.00	0.00%	\$ 0.00	\$ 0.00	\$ 0.00	
\$ 0.00	0.00%	\$ 0.00	\$ 0.00	\$ 0.00	
\$ (35,857.99)		\$ 0.00	\$ 105,264.21	\$ 105,264.21	
\$ 0.00	0.00%	\$ 0.00	\$ 0.00	\$ 0.00	
\$ 0.00	0.00%	\$ 0.00	\$ 0.00	\$ 0.00	
\$ 0.00	0.00%	\$ 0.00	\$ 0.00	\$ 0.00	
\$ 0.00	0.00%	\$ 0.00	\$ 0.00	\$ 0.00	
\$ 0.00		\$ 0.00	\$ 0.00	\$ 0.00	
\$ 0.00	0.00%	\$ 0.00	\$ 0.00	\$ 0.00	
\$ 0.00	0.00%	\$ 0.00	\$ 0.00	\$ 0.00	
\$ 0.00	0.00%	\$ 0.00	\$ 0.00	\$ 0.00	
\$ 0.00	0.00%	\$ 0.00	\$ 0.00	\$ 0.00	
\$ 0.00	0.00%	\$ 0.00	\$ 0.00	\$ 0.00	
\$ 0.00	0.00%	\$ 0.00	\$ 0.00	\$ 0.00	
\$ 0.00	0.00%	\$ 0.00	\$ 0.00	\$ 0.00	
\$ 0.00	0.00%	\$ 0.00	\$ 0.00	\$ 0.00	
\$ 0.00	0.00%	\$ 0.00	\$ 0.00	\$ 0.00	
\$ 0.00	0.00%	\$ 0.00	\$ 0.00	\$ 0.00	
\$ 0.00	0.00%	\$ 0.00	\$ 0.00	\$ 0.00	
\$ 0.00	0.00%	\$ 0.00	\$ 0.00	\$ 0.00	
\$ 0.00	0.00%	\$ 0.00	\$ 0.00	\$ 0.00	
\$ 0.00	0.00%	\$ 0.00	\$ 0.00	\$ 0.00	
\$ (5,934.84)	0.00%	\$ 0.00	\$ 0.00	\$ 0.00	
\$ (5,934.84)		\$ 0.00	\$ 0.00	\$ 0.00	
\$ 39,090.00	0.00%	\$ 0.00	\$ 0.00	\$ 0.00	
\$ 0.00	0.00%	\$ 0.00	\$ 0.00	\$ 0.00	
\$ 0.00	0.00%	\$ 0.00	\$ 0.00	\$ 0.00	
\$ 0.00	0.00%	\$ 0.00	\$ 0.00	\$ 0.00	
\$ 0.00	0.00%	\$ 0.00	\$ 0.00	\$ 0.00	
\$ 0.00	0.00%	\$ 0.00	\$ 0.00	\$ 0.00	
\$ 0.00	0.00%	\$ 0.00	\$ 0.00	\$ 0.00	
\$ 0.00	0.00%	\$ 0.00	\$ 0.00	\$ 0.00	
\$ 33,155.16		\$ 0.00	\$ 0.00	\$ 0.00	
\$ 0.00	0.00%	\$ 0.00	\$ 0.00	\$ 0.00	
\$ 0.00	0.00%	\$ 0.00	\$ 0.00	\$ 0.00	
\$ 0.00	0.00%	\$ 0.00	\$ 0.00	\$ 0.00	
\$ 0.00	0.00%	\$ 0.00	\$ 0.00	\$ 0.00	
\$ 0.00	0.00%	\$ 0.00	\$ 0.00	\$ 0.00	
\$ 0.00	0.00%	\$ 0.00	\$ 0.00	\$ 0.00	
\$ 0.00	0.00%	\$ 0.00	\$ 0.00	\$ 0.00	
\$ 0.00	0.00%	\$ 0.00	\$ 0.00	\$ 0.00	
\$ 0.00	0.00%	\$ 0.00	\$ 0.00	\$ 0.00	
\$ 0.00		\$ 0.00	\$ 0.00	\$ 0.00	
\$ 0.00	0.00%	\$ 0.00	\$ 0.00	\$ 0.00	
\$ (2,702.83)		\$ 0.00	\$ 105,264.21	\$ 105,264.21	

CO-OP FUND ACCOUNTS COVERING THE PERIOD JULY 1, 2014 TO JUNE 30, 2015
ESTIMATE OF NEEDS FOR 2015-2016

EXHIBIT "C"

Page 24

Schedule 8, Report of Prior Year Expenditures				
APPROPRIATED ACCOUNTS	FISCAL YEAR ENDING JUNE 30, 2014			APPROPRIATIONS ORIGINAL
	RESERVES 06-30-2014	WARRANTS SINCE ISSUED	BALANCE LAPSED APPROPRIATIONS	
1000 INSTRUCTION			\$ 0.00	\$ 95,200.06
2000 SUPPORT SERVICES:				
2100 Support Services - Students	\$ 0.00	\$ 0.00	\$ 0.00	\$ 0.00
2200 Support Services - Instructional Staff	\$ 0.00	\$ 0.00	\$ 0.00	\$ 45.20
2300 Support Services - General Administration	\$ 0.00	\$ 0.00	\$ 0.00	\$ 0.00
2400 Support Services - School Administration	\$ 0.00	\$ 0.00	\$ 0.00	\$ 0.00
2500 Support Services - Business	\$ 0.00	\$ 0.00	\$ 0.00	\$ 0.00
2600 Operations And Maintenance of Plant Services	\$ 0.00	\$ 0.00	\$ 0.00	\$ 270.00
2700 Student Transportation Services	\$ 0.00	\$ 0.00	\$ 0.00	\$ 0.00
2800 Support Services - Central	\$ 0.00	\$ 0.00	\$ 0.00	\$ 0.00
2900 Other Support Services	\$ 0.00	\$ 0.00	\$ 0.00	\$ 0.00
TOTAL	\$ 0.00	\$ 0.00	\$ 0.00	\$ 315.20
3000 OPERATION OF NON-INSTRUCTION SERVICES:				
3100 Child Nutrition Programs Operations	\$ 0.00	\$ 0.00	\$ 0.00	\$ 0.00
3200 Other Enterprise Service Operations	\$ 0.00	\$ 0.00	\$ 0.00	\$ 0.00
3300 Community Services Operations	\$ 0.00	\$ 0.00	\$ 0.00	\$ 0.00
TOTAL	\$ 0.00	\$ 0.00	\$ 0.00	\$ 0.00
4000 FACILITIES ACQUISITION & CONSTRUCTION SERV:				
4100 Supv. of Facilities Acquisition and Construction	\$ 0.00	\$ 0.00	\$ 0.00	\$ 0.00
4200 Site Acquisition Services	\$ 0.00	\$ 0.00	\$ 0.00	\$ 0.00
4300 Site Improvement Services	\$ 0.00	\$ 0.00	\$ 0.00	\$ 0.00
4400 Architecture and Engineering Services	\$ 0.00	\$ 0.00	\$ 0.00	\$ 0.00
4500 Educational Specifications Development Services	\$ 0.00	\$ 0.00	\$ 0.00	\$ 0.00
4600 Building Acquisition and Construction Services	\$ 0.00	\$ 0.00	\$ 0.00	\$ 0.00
4700 Building Improvement Services	\$ 0.00	\$ 0.00	\$ 0.00	\$ 0.00
4900 Other Facilities Acquisition and Const. Services	\$ 0.00	\$ 0.00	\$ 0.00	\$ 0.00
TOTAL	\$ 0.00	\$ 0.00	\$ 0.00	\$ 0.00
5000 OTHER OUTLAYS:				
5100 Debt Service	\$ 0.00	\$ 0.00	\$ 0.00	\$ 0.00
5200 Reimbursement(Child Nutrition Fund)	\$ 0.00	\$ 0.00	\$ 0.00	\$ 0.00
5300 Clearing Account	\$ 0.00	\$ 0.00	\$ 0.00	\$ 0.00
5400 Indirect Cost Entitlement	\$ 0.00	\$ 0.00	\$ 0.00	\$ 0.00
5500 Private Nonprofit Schools	\$ 0.00	\$ 0.00	\$ 0.00	\$ 0.00
5600 Correcting Entry	\$ 0.00	\$ 0.00	\$ 0.00	\$ 0.00
TOTAL	\$ 0.00	\$ 0.00	\$ 0.00	\$ 0.00
7000 OTHER USES	\$ 0.00	\$ 0.00	\$ 0.00	\$ 0.00
8000 REPAYMENTS	\$ 0.00	\$ 0.00	\$ 0.00	\$ 0.00
TOTAL CO-OP FUND	\$ 0.00	\$ 0.00	\$ 0.00	\$ 95,515.26
Bank Fees and Cash Charges	\$ 0.00	\$ 0.00	\$ 0.00	\$ 0.00
Provision for Interest on Warrants	\$ 0.00	\$ 0.00	\$ 0.00	\$ 0.00
GRAND TOTAL	\$ 0.00	\$ 0.00	\$ 0.00	\$ 95,515.26

ESTIMATE OF NEEDS FOR THE FISCAL YEAR 2015-2016

PURPOSE:

Current Expense

Interest

Pro rata share of County Assessor's Budget by County Excise Board

GRAND TOTAL - Home School

Page 25

	Estimate of Needs by Governing Board	Approved by County Excise Board
	\$ 105,264.21	\$ 105,264.21
	\$ 0.00	\$ 0.00
	\$ 0.00	\$ 0.00
	\$ 105,264.21	\$ 105,264.21

Schedule 9, Co-op Fund Investments						
INVESTED IN	Investments On Hand June 30, 2014	Since Purchased	Liquidations		Barred by Court Order	Investments On Hand June 30, 2015
			By Collection Of Cost	Amortized Premium		
	\$ 0.00	\$ 0.00	\$ 0.00	\$ 0.00	\$ 0.00	\$ 0.00
						\$ 0.00
						\$ 0.00
						\$ 0.00
						\$ 0.00
						\$ 0.00
						\$ 0.00
						\$ 0.00
						\$ 0.00
						\$ 0.00
						\$ 0.00
TOTAL INVEST.	\$ 0.00	\$ 0.00	\$ 0.00	\$ 0.00	\$ 0.00	\$ 0.00

SINKING FUND ACCOUNTS COVERING THE PERIOD JULY 1, 2014 TO JUNE 30, 2015
ESTIMATE OF NEEDS FOR 2015-2016

EXHIBIT "E"

Page 34-A

Schedule 1, Detail of Bond and Coupon Indebtedness as of June 30, 2015 - Not Affecting Homesteads (New)					
PURPOSE OF BOND ISSUE:					2014 Building Bonds
Date Of Issue					7/1/2013
Date Of Sale By Delivery					
HOW AND WHEN BONDS MATURE:					
Uniform Maturities:					
Date Maturity Begins					7/1/2015
Amount Of Each Uniform Maturity					\$ 425,000.00
Final Maturity Otherwise:					
Date of Final Maturity					7/1/2013
Amount of Final Maturity					\$ 425,000.00
AMOUNT OF ORIGINAL ISSUE					\$ 425,000.00
Cancelled, In Judgement Or Delayed For Final Levy Year					\$ 0.00
Basis of Accruals Contemplated on Net Collections or Better in Anticipation:					
Bond Issues Accruing By Tax Levy					\$ 425,000.00
Years To Run					1
Normal Annual Accrual					\$ 0.00
Tax Years Run					1
Accrual Liability To Date					\$ 425,000.00
Deductions From Total Accruals:					
Bonds Paid Prior To 6-30-2014					\$ 0.00
Bonds Paid During 2014-2015					\$ 425,000.00
Matured Bonds Unpaid					\$ 0.00
Balance Of Accrual Liability					\$ 0.00
TOTAL BONDS OUTSTANDING 6-30-2015:					
Matured					\$ 0.00
Unmatured					\$ 0.00
Coupon Computation:	Coupon Date	Unmatured Amount	% Int.	Months	Interest Amount
Bonds and Coupons		\$ 0.00	0.000%	0 Mo.	\$ 0.00
Bonds and Coupons		\$ 0.00	0.000%	0 Mo.	\$ 0.00
Bonds and Coupons				Mo.	\$ 0.00
Bonds and Coupons				Mo.	\$ 0.00
Bonds and Coupons				Mo.	\$ 0.00
Bonds and Coupons				Mo.	\$ 0.00
Bonds and Coupons				Mo.	\$ 0.00
Bonds and Coupons				Mo.	\$ 0.00
Bonds and Coupons				Mo.	\$ 0.00
Bonds and Coupons				Mo.	\$ 0.00
Requirement for Interest Earnings After Last Tax-Levy Year:					
Terminal Interest To Accrue					\$ 0.00
Years To Run					0
Accrue Each Year					\$ 0.00
Tax Years Run					0
Total Accrual To Date					\$ 0.00
Current Interest Earned Through 2015-2016					\$ 0.00
Total Interest To Levy For 2015-2016					\$ 0.00
INTEREST COUPON ACCOUNT:					
Interest Earned But Unpaid 6-30-2014:					
Matured					\$ 0.00
Unmatured					\$ 0.00
Interest Earnings 2014-2015					\$ 6,375.00
Coupons Paid Through 2014-2015					\$ 6,375.00
Interest Earned But Unpaid 6-30-2015:					
Matured					\$ 0.00
Unmatured					\$ 0.00

SINKING FUND ACCOUNTS COVERING THE PERIOD JULY 1, 2014 TO JUNE 30, 2015
ESTIMATE OF NEEDS FOR 2015-2016

EXHIBIT "E"

Page 34-B

Schedule 1, Detail of Bond and Coupon Indebtedness as of June 30, 2015 - Not Affecting Homesteads (New)					
PURPOSE OF BOND ISSUE:				2014 Building Bonds	
Date Of Issue				7/1/2014	
Date Of Sale By Delivery					
HOW AND WHEN BONDS MATURE:					
Uniform Maturities:					
Date Maturity Begins				1/1/2016	
Amount Of Each Uniform Maturity				\$ 425,000.00	
Final Maturity Otherwise:					
Date of Final Maturity				7/1/2016	
Amount of Final Maturity				\$ 425,000.00	
AMOUNT OF ORIGINAL ISSUE				\$ 425,000.00	
Cancelled, In Judgement Or Delayed For Final Levy Year				\$ 0.00	
Basis of Accruals Contemplated on Net Collections or Better in Anticipation:					
Bond Issues Accruing By Tax Levy				\$ 425,000.00	
Years To Run				1	
Normal Annual Accrual				\$ 425,000.00	
Tax Years Run				0	
Accrual Liability To Date				\$ 0.00	
Deductions From Total Accruals:					
Bonds Paid Prior To 6-30-2014				\$ 0.00	
Bonds Paid During 2014-2015				\$ 0.00	
Matured Bonds Unpaid				\$ 0.00	
Balance Of Accrual Liability				\$ 0.00	
TOTAL BONDS OUTSTANDING 6-30-2015:					
Matured				\$ 0.00	
Unmatured				\$ 425,000.00	
Coupon Computation:	Coupon Date	Unmatured Amount	% Int.	Months	Interest Amount
Bonds and Coupons	7/1/2016	\$ 425,000.00	0.650%	24 Mo.	\$ 5,525.00
Bonds and Coupons		\$ 0.00	0.000%	0 Mo.	\$ 0.00
Bonds and Coupons				Mo.	\$ 0.00
Bonds and Coupons				Mo.	\$ 0.00
Bonds and Coupons				Mo.	\$ 0.00
Bonds and Coupons				Mo.	\$ 0.00
Bonds and Coupons				Mo.	\$ 0.00
Bonds and Coupons				Mo.	\$ 0.00
Bonds and Coupons				Mo.	\$ 0.00
Bonds and Coupons				Mo.	\$ 0.00
Requirement for Interest Earnings After Last Tax-Levy Year:					
Terminal Interest To Accrue				\$ 0.00	
Years To Run				0	
Accrue Each Year				\$ 0.00	
Tax Years Run				0	
Total Accrual To Date				\$ 0.00	
Current Interest Earned Through 2015-2016				\$ 5,525.00	
Total Interest To Levy For 2015-2016				\$ 5,525.00	
INTEREST COUPON ACCOUNT:					
Interest Earned But Unpaid 6-30-2014:					
Matured				\$ 0.00	
Unmatured				\$ 0.00	
Interest Earnings 2014-2015				\$ 0.00	
Coupons Paid Through 2014-2015				\$ 0.00	
Interest Earned But Unpaid 6-30-2015:					
Matured				\$ 0.00	
Unmatured				\$ 0.00	

SINKING FUND ACCOUNTS COVERING THE PERIOD JULY 1, 2014 TO JUNE 30, 2015
ESTIMATE OF NEEDS FOR 2015-2016

EXHIBIT "E"

Page 35

Schedule I, Detail of Bond and Coupon Indebtedness as of June 30, 2015 - Not Affecting Homesteads (New)	
PURPOSE OF BOND ISSUE:	Total All Bonds
HOW AND WHEN BONDS MATURE:	
Uniform Maturities:	
Amount Of Each Uniform Maturity	\$ 850,000.00
Final Maturity Otherwise:	
Amount of Final Maturity	\$ 850,000.00
AMOUNT OF ORIGINAL ISSUE	\$ 850,000.00
Cancelled, In Judgement Or Delayed For Final Levy Year	\$ 0.00
Basis of Accruals Contemplated on Net Collections or Better in Anticipation:	
Bond Issues Accruing By Tax Levy	\$ 850,000.00
Normal Annual Accrual	\$ 425,000.00
Accrual Liability To Date	\$ 425,000.00
Deductions From Total Accruals:	
Bonds Paid Prior To 6-30-2014	\$ 0.00
Bonds Paid During 2014-2015	\$ 425,000.00
Matured Bonds Unpaid	\$ 0.00
Balance Of Accrual Liability	\$ 0.00
TOTAL BONDS OUTSTANDING 6-30-2015:	
Matured	\$ 0.00
Unmatured	\$ 425,000.00
Requirement for Interest Earnings After Last Tax-Levy Year:	
Terminal Interest To Accrue	\$ 0.00
Accrue Each Year	\$ 0.00
Total Accrual To Date	\$ 0.00
Current Interest Earned Through 2015-2016	\$ 5,525.00
Total Interest To Levy For 2015-2016	\$ 5,525.00
INTEREST COUPON ACCOUNT:	
Interest Earned But Unpaid 6-30-2014:	
Matured	\$ 0.00
Unmatured	\$ 0.00
Interest Earnings 2014-2015	\$ 6,375.00
Coupons Paid Through 2014-2015	\$ 6,375.00
Interest Earned But Unpaid 6-30-2015:	
Matured	\$ 0.00
Unmatured	\$ 0.00

SINKING FUND ACCOUNTS COVERING THE PERIOD JULY 1, 2014 TO JUNE 30, 2015
ESTIMATE OF NEEDS FOR 2015-2016

EXHIBIT "E"

Page 38

Schedule 4, Sinking Fund Cash Statement		
Revenue Receipts and Disbursements	SINKING FUND	
	Detail	Extension
Cash on Hand June 30, 2014		\$ 15,362.18
Investments Since Liquidated	\$ 0.00	
COLLECTED AND APPORTIONED:		
Contributions From Other Districts	\$ 0.00	
2013 and Prior Ad Valorem Tax	\$ 17,820.39	
2014 Ad Valorem Tax	\$ 415,890.93	
Miscellaneous Receipts	\$ 2,024.50	
TOTAL RECEIPTS		\$ 435,735.82
TOTAL RECEIPTS AND BALANCE		\$ 451,098.00
DISBURSEMENTS:		
Coupons Paid	\$ 6,375.00	
Interest Paid on Past-Due Coupons	\$ 0.00	
Bonds Paid	\$ 425,000.00	
Interest Paid on Past-Due Bonds	\$ 0.00	
Commission Paid to Fiscal Agency	\$ 0.00	
Judgments Paid	\$ 0.00	
Interest Paid on Such Judgments	\$ 0.00	
Investments Purchased	\$ 0.00	
Judgments Paid Under 62 O.S. 1981, Sect 435	\$ 0.00	
TOTAL DISBURSEMENTS		\$431,375.00
CASH BALANCE ON HAND JUNE 30, 2015		\$19,723.00

Schedule 5, Sinking Fund Balance Sheet		
	SINKING FUND	
	Detail	Extension
Cash Balance on Hand June 30, 2015		\$ 19,723.00
Legal Investments Properly Maturing	\$ 0.00	
Judgments Paid to Recover by Tax Levy	\$ 0.00	
TOTAL LIQUID ASSETS		\$ 19,723.00
DEDUCT MATURED INDEBTEDNESS:		
a. Past-Due Coupons	\$ 0.00	
b. Interest Accrued Thereon	\$ 0.00	
c. Past-Due Bonds	\$ 0.00	
d. Interest Thereon After Last Coupon	\$ 0.00	
e. Fiscal Agent Commission On Above	\$ 0.00	
f. Judgements and Interest Levied for But Unpaid	\$ 0.00	
TOTAL Items a. Through f. (To Extension Column)		\$ 0.00
BALANCE OF ASSETS SUBJECT TO ACCRUALS		\$ 19,723.00
DEDUCT ACCRUAL RESERVES IF ASSETS SUFFICIENT:		
g. Earned Unmatured Interest	\$ 0.00	
h. Accrual on Final Coupons	\$ 0.00	
i. Accrued on Unmatured Bonds	\$ 0.00	
TOTAL Items g. Through i. (To Extension Column)		\$ 0.00
EXCESS OF ASSETS OVER ACCRUAL RESERVES		\$ 19,723.00

SINKING FUND ACCOUNTS COVERING THE PERIOD JULY 1, 2014 TO JUNE 30, 2015
ESTIMATE OF NEEDS FOR 2015-2016

EXHIBIT "E"

Page 39

Schedule 6, Estimate of Sinking Fund Needs		
	SINKING FUND	
	Computed By Governing Board	Provided By Excise Board
Interest Earnings on Bonds	\$ 5,525.00	\$ 5,525.00
Accrual on Unmatured Bonds	\$ 425,000.00	\$ 425,000.00
Annual Accrual on "Prepaid" Judgments	\$ 0.00	\$ 0.00
Annual Accrual on Unpaid Judgments	\$ 0.00	\$ 0.00
Interest on Unpaid Judgments	\$ 0.00	\$ 0.00
PARTICIPATING CONTRIBUTIONS (Annexations):	\$ 0.00	\$ 0.00
For Credit to School Dist. No.	\$ 0.00	\$ 0.00
For Credit to School Dist. No.	\$ 0.00	\$ 0.00
For Credit to School Dist. No.	\$ 0.00	\$ 0.00
For Credit to School Dist. No.	\$ 0.00	\$ 0.00
Annual Accrual From Exhibit KK	\$ 0.00	\$ 0.00
TOTAL SINKING FUND PROVISION	\$ 430,525.00	\$ 430,525.00

Schedule 7, 2014 Ad Valorem Tax Account - Sinking Funds			
Gross Value \$	0.00		
Net Value \$	14,751,433.00	29.610 Mills	
			Amount
Total Proceeds of Levy as Certified			\$ 436,813.46
Additions:			\$ 0.00
Deductions:			\$ 0.00
Gross Balance Tax			\$ 436,813.46
Less Reserve For Delinquent Tax			\$ 20,800.64
Reserve for Protest Pending			\$ 0.00
Balance Available Tax			\$ 416,012.82
Deduct 2014 Tax Apportioned			\$ 415,890.93
Net Balance 2014 Tax in Process of Collection or			\$ 121.89
Excess Collections			

Schedule 8, Sinking Fund Contributions From Other Districts Due To Boundry Changes		
SCHOOL DISTRICT CONTRIBUTIONS	SINKING FUND	
	Actually Received	Provided For in Budget of Contributing School District
From School District No.	\$ 0.00	\$ 0.00
From School District No.	\$ 0.00	\$ 0.00
From School District No.	\$ 0.00	\$ 0.00
From School District No.	\$ 0.00	\$ 0.00
From School District No.	\$ 0.00	\$ 0.00
From School District No.	\$ 0.00	\$ 0.00
From School District No.	\$ 0.00	\$ 0.00
From School District No.	\$ 0.00	\$ 0.00
From School District No.	\$ 0.00	\$ 0.00
TOTALS	\$ 0.00	\$ 0.00

SINKING FUND ACCOUNTS COVERING THE PERIOD JULY 1, 2014 TO JUNE 30, 2015
ESTIMATE OF NEEDS FOR 2015-2016

EXHIBIT "E"

Page 40

Schedule 9, Sinking Fund Investments						
INVESTED IN	Investments On Hand June 30, 2014	Since Purchased	Liquidations		Barred by Court Order	Investments On Hand June 30, 2015
			By Collection Of Cost	Amortized Premium		
	\$ 0.00	\$ 0.00	\$ 0.00	\$ 0.00	\$ 0.00	\$ 0.00
						\$ 0.00
						\$ 0.00
						\$ 0.00
						\$ 0.00
						\$ 0.00
						\$ 0.00
						\$ 0.00
						\$ 0.00
						\$ 0.00
						\$ 0.00
						\$ 0.00
TOTAL INVEST	\$ 0.00	\$ 0.00	\$ 0.00	\$ 0.00	\$ 0.00	\$ 0.00

SINKING FUND ACCOUNTS COVERING THE PERIOD JULY 1, 2014 TO JUNE 30, 2015
ESTIMATE OF NEEDS FOR 2015-2016

Page 41

EXHIBIT "E"

Schedule 10, Miscellaneous Revenue	
SOURCE	2014-15 ACCOUNT ACTUALLY COLLECTED
1000 DISTRICT SOURCES OF REVENUE:	
1200 Tuition & Fees	\$ 0.00
1310 Interest Earnings	\$ 0.00
1320 Dividends on Insurance Policies	\$ 0.00
1330 Premium on Bonds Sold	\$ 0.00
1340 Accrued Interest on Bond Sales	\$ 122.78
1350 Interest on Taxes	\$ 0.00
1360 Earnings From Oklahoma Commission on School Funds Management	\$ 0.00
1370 Proceeds From Sale of Original Bonds	\$ 0.00
1390 Other Earnings on Investments	\$ 0.00
1300 Earnings on Investments and Bond Sales	\$ 122.78
1410 Rental of School Facilities	\$ 0.00
1420 Rental of Property Other Than School Facilities	\$ 0.00
1430 Sales of Building and/or Real Estate	\$ 0.00
1440 Sales of Equipment, Services and Materials	\$ 0.00
1450 Bookstore Revenue	\$ 0.00
1460 Commissions	\$ 0.00
1470 Shop Revenue	\$ 0.00
1490 Other Rental, Disposals and Commissions	\$ 0.00
1400 Rental, Disposals and Commissions	\$ 0.00
1500 Reimbursements	\$ 0.00
1600 Other Local Sources of Revenue	\$ 0.00
1700 Child Nutrition Programs	\$ 0.00
1800 Athletics	\$ 0.00
TOTAL	\$ 122.78
2000 INTERMEDIATE SOURCES OF REVENUE:	
2100 County 4 Mill Ad Valorem Tax	\$ 0.00
2200 County Apportionment (Mortgage Tax)	\$ 0.00
2300 Resale of Property Fund Distribution	\$ 0.00
2900 Other Intermediate Sources of Revenue	\$ 1,901.72
TOTAL	\$ 1,901.72
3000 STATE SOURCES OF REVENUE:	
3100 Total Dedicated Revenue	\$ 0.00
3200 Total State Aid - General Operations - Non-Categorical	\$ 0.00
3300 State Aid - Competitive Grants - Categorical	\$ 0.00
3400 State - Categorical	\$ 0.00
3500 Special Programs	\$ 0.00
3600 Other State Sources of Revenue	\$ 0.00
3700 Child Nutrition Program	\$ 0.00
3800 State Vocational Programs - Multi-Source	\$ 0.00
TOTAL	\$ 0.00
4000 FEDERAL SOURCES OF REVENUE:	
4000 Federal Sources of Revenue	\$ 0.00
TOTAL	\$ 0.00
5000 NON-REVENUE RECEIPTS:	
5100 Return of Assets	\$ 0.00
GRAND TOTAL	\$ 2,024.50

CAPITAL PROJECT FUND ACCOUNTS COVERING THE PERIOD JULY 1, 2014 TO JUNE 30, 2015
ESTIMATE OF NEEDS FOR 2015-2016

EXHIBIT "G"

Page 44

Capital Project Fund Accounts:	Bond 31 Fund 2014-2015 Amount	Bond 32 Fund 2014-2015 Amount	Bond 36 Fund 2014-2015 Amount
Schedule 1, Current Balance Sheet - June 30, 2015			
CURRENT YEAR			
ASSETS:			
Cash Balance June 30, 2015	\$ 0.00	\$ 33,058.24	\$ 425,000.00
Investments	\$ 0.00	\$ 0.00	\$ 0.00
TOTAL ASSETS	\$ 0.00	\$ 33,058.24	\$ 425,000.00
LIABILITIES AND RESERVES:			
Warrants Outstanding	\$ 0.00	\$ 4,627.73	\$ 0.00
Reserve for Interest on Warrants	\$ 0.00	\$ 0.00	\$ 0.00
Reserves From Schedule 8	\$ 0.00	\$ 0.00	\$ 0.00
TOTAL LIABILITIES AND RESERVES	\$ 0.00	\$ 4,627.73	\$ 0.00
CASH FUND BALANCE JUNE 30, 2015	\$ 0.00	\$ 28,430.51	\$ 425,000.00
TOTAL LIABILITIES, RESERVES AND CASH FUND BALANCE	\$ 0.00	\$ 33,058.24	\$ 425,000.00

Schedule 5, Expenditures Capital Project Fund Accounts of Current Year	2014-2015 Amount	2014-2015 Amount	2014-2015 Amount
CURRENT YEAR			
Cash Balance Reported to Excise Board 6-30-2014	\$ 4,758.68	\$ 135,500.00	\$ 0.00
Cash Fund Balance Transferred Out			
Cash Fund Balance Transferred In	\$ 0.00	\$ 0.00	\$ 0.00
Adjusted Cash Balance	\$ 4,758.68	\$ 135,500.00	\$ 0.00
Miscellaneous Revenue (Schedule 4)	\$ 0.00	\$ 8,739.43	\$ 425,000.00
Cash Fund Balance Forward From Preceding Year	\$ 0.00	\$ 0.00	\$ 0.00
Prior Expenditures Recovered	\$ 0.00	\$ 0.00	\$ 0.00
TOTAL RECEIPTS	\$ 0.00	\$ 8,739.43	\$ 425,000.00
TOTAL RECEIPTS AND BALANCE	\$ 4,758.68	\$ 144,239.43	\$ 425,000.00
Warrants Paid of Year in Caption	\$ 4,758.68	\$ 111,181.19	\$ 0.00
Interest Paid Thereon	\$ 0.00	\$ 0.00	\$ 0.00
TOTAL DISBURSEMENTS	\$ 4,758.68	\$ 111,181.19	\$ 0.00
CASH BALANCE JUNE 30, 2015	\$ 0.00	\$ 33,058.24	\$ 425,000.00
Reserve for Warrants Outstanding	\$ 0.00	\$ 4,627.73	\$ 0.00
Reserve for Interest on Warrants	\$ 0.00	\$ 0.00	\$ 0.00
Reserves From Schedule 8	\$ 0.00	\$ 0.00	\$ 0.00
TOTAL LIABILITIES AND RESERVE	\$ 0.00	\$ 4,627.73	\$ 0.00
DEFICIT: (Red Figure)	\$ 0.00	\$ 0.00	\$ 0.00
CASH FUND BALANCE FORWARD TO SUCCEEDING YEAR	\$ 0.00	\$ 28,430.51	\$ 425,000.00

Schedule 6, Capital Project Fund Warrant Account of Current Year	2014-2015 Amount	2014-2015 Amount	2014-2015 Amount
CURRENT AND ALL PRIOR YEARS			
Warrants Outstanding 6-30 of Year in Caption	\$ 0.00	\$ 33,305.97	\$ 0.00
Warrants Registered During Year	\$ 4,758.68	\$ 82,502.95	\$ 0.00
TOTAL	\$ 4,758.68	\$ 115,808.92	\$ 0.00
Warrants Paid During Year	\$ 4,758.68	\$ 111,181.19	\$ 0.00
Warrants Converted to Bonds or Judgments	\$ 0.00	\$ 0.00	\$ 0.00
Warrants Cancelled	\$ 0.00	\$ 0.00	\$ 0.00
Warrants estopped by Statute	\$ 0.00	\$ 0.00	\$ 0.00
TOTAL WARRANTS RETIRED	\$ 4,758.68	\$ 111,181.19	\$ 0.00
BALANCE WARRANTS OUTSTANDING JUNE 30, 2015	\$ 0.00	\$ 4,627.73	\$ 0.00

S.A. & I. Form 2661R06 Entity: Weleetka Public Schools I-31, Okfuskee

20-Aug-2015

CAPITAL PROJECT FUND ACCOUNTS COVERING THE PERIOD JULY 1, 2014 TO JUNE 30, 2015
ESTIMATE OF NEEDS FOR 2015-2016

Page 45

EXHIBIT "G"

Fund 2014-2015 Amount	Fund 2014-2015 Amount	Fund 2014-2015 Amount	Fund 2014-2015 Amount	Fund 2014-2015 Amount	Fund 2014-2015 Amount	TOTAL
\$ 0.00	\$ 0.00	\$ 0.00	\$ 0.00	\$ 0.00	\$ 0.00	\$ 458,058.24
\$ 0.00	\$ 0.00	\$ 0.00	\$ 0.00	\$ 0.00	\$ 0.00	\$ 0.00
\$ 0.00	\$ 0.00	\$ 0.00	\$ 0.00	\$ 0.00	\$ 0.00	\$ 458,058.24
\$ 0.00	\$ 0.00	\$ 0.00	\$ 0.00	\$ 0.00	\$ 0.00	\$ 4,627.73
\$ 0.00	\$ 0.00	\$ 0.00	\$ 0.00	\$ 0.00	\$ 0.00	\$ 0.00
\$ 0.00	\$ 0.00	\$ 0.00	\$ 0.00	\$ 0.00	\$ 0.00	\$ 0.00
\$ 0.00	\$ 0.00	\$ 0.00	\$ 0.00	\$ 0.00	\$ 0.00	\$ 4,627.73
\$ 0.00	\$ 0.00	\$ 0.00	\$ 0.00	\$ 0.00	\$ 0.00	\$ 453,430.51
\$ 0.00	\$ 0.00	\$ 0.00	\$ 0.00	\$ 0.00	\$ 0.00	\$ 458,058.24

2014-2015 Amount	2014-2015 Amount	2014-2015 Amount	2014-2015 Amount	2014-2015 Amount	2014-2015 Amount	TOTAL
\$ 0.00	\$ 0.00	\$ 0.00	\$ 0.00	\$ 0.00	\$ 0.00	\$ 140,258.68
						\$ 0.00
\$ 0.00	\$ 0.00	\$ 0.00	\$ 0.00	\$ 0.00	\$ 0.00	\$ 0.00
\$ 0.00	\$ 0.00	\$ 0.00	\$ 0.00	\$ 0.00	\$ 0.00	\$ 140,258.68
\$ 0.00	\$ 0.00	\$ 0.00	\$ 0.00	\$ 0.00	\$ 0.00	\$ 433,739.43
\$ 0.00	\$ 0.00	\$ 0.00	\$ 0.00	\$ 0.00	\$ 0.00	\$ 0.00
\$ 0.00	\$ 0.00	\$ 0.00	\$ 0.00	\$ 0.00	\$ 0.00	\$ 0.00
\$ 0.00	\$ 0.00	\$ 0.00	\$ 0.00	\$ 0.00	\$ 0.00	\$ 433,739.43
\$ 0.00	\$ 0.00	\$ 0.00	\$ 0.00	\$ 0.00	\$ 0.00	\$ 573,998.11
\$ 0.00	\$ 0.00	\$ 0.00	\$ 0.00	\$ 0.00	\$ 0.00	\$ 115,939.87
\$ 0.00	\$ 0.00	\$ 0.00	\$ 0.00	\$ 0.00	\$ 0.00	\$ 0.00
\$ 0.00	\$ 0.00	\$ 0.00	\$ 0.00	\$ 0.00	\$ 0.00	\$ 115,939.87
\$ 0.00	\$ 0.00	\$ 0.00	\$ 0.00	\$ 0.00	\$ 0.00	\$ 458,058.24
\$ 0.00	\$ 0.00	\$ 0.00	\$ 0.00	\$ 0.00	\$ 0.00	\$ 4,627.73
\$ 0.00	\$ 0.00	\$ 0.00	\$ 0.00	\$ 0.00	\$ 0.00	\$ 0.00
\$ 0.00	\$ 0.00	\$ 0.00	\$ 0.00	\$ 0.00	\$ 0.00	\$ 0.00
\$ 0.00	\$ 0.00	\$ 0.00	\$ 0.00	\$ 0.00	\$ 0.00	\$ 4,627.73
\$ 0.00	\$ 0.00	\$ 0.00	\$ 0.00	\$ 0.00	\$ 0.00	\$ 0.00
\$ 0.00	\$ 0.00	\$ 0.00	\$ 0.00	\$ 0.00	\$ 0.00	\$ 453,430.51

2014-2015 Amount	2014-2015 Amount	2014-2015 Amount	2014-2015 Amount	2014-2015 Amount	2014-2015 Amount	Total
\$ 0.00	\$ 0.00	\$ 0.00	\$ 0.00	\$ 0.00	\$ 0.00	\$ 33,305.97
\$ 0.00	\$ 0.00	\$ 0.00	\$ 0.00	\$ 0.00	\$ 0.00	\$ 87,261.63
\$ 0.00	\$ 0.00	\$ 0.00	\$ 0.00	\$ 0.00	\$ 0.00	\$ 120,567.60
\$ 0.00	\$ 0.00	\$ 0.00	\$ 0.00	\$ 0.00	\$ 0.00	\$ 115,939.87
\$ 0.00	\$ 0.00	\$ 0.00	\$ 0.00	\$ 0.00	\$ 0.00	\$ 0.00
\$ 0.00	\$ 0.00	\$ 0.00	\$ 0.00	\$ 0.00	\$ 0.00	\$ 0.00
\$ 0.00	\$ 0.00	\$ 0.00	\$ 0.00	\$ 0.00	\$ 0.00	\$ 0.00
\$ 0.00	\$ 0.00	\$ 0.00	\$ 0.00	\$ 0.00	\$ 0.00	\$ 115,939.87
\$ 0.00	\$ 0.00	\$ 0.00	\$ 0.00	\$ 0.00	\$ 0.00	\$ 4,627.73

S.A. & I. Form 2661R06 Entity: Weleetka Public Schools I-31, Okfuskee

20-Aug-2015

CERTIFICATE OF EXCISE BOARD

State of Oklahoma, County of Okfuskee

We, do further certify that we have examined the statement of estimated needs for the current fiscal year ending June 30, 2015, as certified by the Board of Education of Weleetka Public Schools, District Number 1-31 of said County and State, and its financial statement for the preceding year, and in so doing we have diligently performed the duties imposed upon this Excise Board by 68 O. S. 2001 Section 3007, by (1) ascertaining that the financial statements, as to the statistics therein contained, reflect the true fiscal condition at the close of the fiscal year, or caused the same to be corrected so to show; (2) struck from the estimate of needs so submitted any items not authorized by law and reduced to the sum authorized by law any items restricted by statute as to the amount lawfully expendable therefor; (3) supplemented such estimate, after appropriate action, by an estimate of needs prepared by this Excise Board to make provision for mandatory functions based upon statistics authoritatively submitted; (4) computed the total means available to each fund in the manner provided, applying the Governing Board's estimate of revenue to be derived from surplus tax of the immediately preceding year and from sources other than ad valorem tax, or reduced such estimate to not less than the lawfully authorized ratio of the several sums realized from such sources during the preceding fiscal year or to such lesser sum as may reasonably be anticipated under altered law or circumstance and using for such determination the basic collections of the preceding year and the ratios on which distribution or apportionment must be made during the ensuing or current year.

To the several and specific purposes of the estimated needs as certified, we have and do hereby appropriate the surplus balances of cash on hand of the prior year, estimates of income from sources other than ad valorem taxation within the limitation fixed by law, and the proceeds of ad valorem tax levy within the number of mills authorized, either by apportionment by the Legislature, allocation by the excise board or by legal election, all of which appropriations are made in so far as the available surpluses, revenues, and levies will permit, except in that we have also provided that, after deducting items consisting of cash and the revenue from all sources other than the 2015 tax and the proceeds of the 2015 tax levy are in excess of the residue of such appropriations, by a sum included for delinquent tax, computed at 10.0% of such residue. And provided further, if said School District has been ascertained to be a well defined State Aid District, the local budget, as approved and appropriated for, has been applied wholly to its operating accounts.

We further certify that the amount required to be raised from tax, excluding Homesteads, for General Revenue Fund purposes as approved, requires a total ad valorem tax levy of 35.000 Mills. Said levy is within the statutory limit, and if in excess, is within the constitutional limit and has been authorized by a vote of the people of said district, as shown by certificate of the School Board to-wit:

To this District, with valuations shown below, the Excise Board allocated 5.000 Mills, plus 15.000 Mills authorized by the Constitution, plus an emergency levy of 5.000 Mills; plus local support levy of 10.000 Mills; for a total levy for the General Fund of 35.000 Mills.

We further certify that the amount required to be raised for building fund purposes as approved requires a tax levy of 5.000 Mills, and said levy has been certified as authorized by a vote of the people at an election held for that purpose. We further certify that Assessed Values used in computing Mill-vote levies have been applied as certified by the County Assessor.

We further certify that we have examined the within statements of account and estimated needs or requirements of the Governing Board of Weleetka Public Schools, School District No. 1-31 of said County and State, in relation to the Sinking Fund or Funds thereof, and after finding the same correct or having caused the same to be corrected pursuant to 68 O. S. 2001 Section 3009, have approved the requirements therefor to fulfill the conditions of Section 26 and 28 of Article 10, Oklahoma Constitution, and have made and certified a tax levy therefor to the extent of the excess of said total requirements over the total of items 2, 3, 6, and 12 of Exhibit "Y" and any other legal deduction, including a reserve of 10% for delinquent taxes.

CERTIFICATE OF EXCISE BOARD
ESTIMATE OF NEEDS FOR 2015-2016

Page 64

EXHIBIT "Y"					
County Excise Board's Appropriation of Income and Revenue	General Fund	Building Fund	Co-op Fund	Child Nutrition Fund	New Sinking Fund (Exc. Homesteads)
Appropriation Approved and Provision Made	\$ 3,497,706.36	\$ 123,327.63	\$ 105,264.21	\$ 0.00	\$ 430,525.00
Appropriation of Revenues:					
Excess of Assets Over Liabilities	\$ 57,809.44	\$ 53,419.59	\$ 0.00	\$ 0.00	\$ 19,723.00
Unclaimed Protest Tax Refunds	\$ 0.00	\$ 0.00	\$ 0.00	\$ 0.00	\$ 0.00
Miscellaneous Estimated Revenues	\$ 2,950,417.12	\$ 0.00	\$ 105,264.21	\$ 0.00	None
Est. Value of Surplus Tax in Process	\$ 0.00	\$ 0.00	\$ 0.00	\$ 0.00	None
Sinking Fund Contributions	\$ 0.00	\$ 0.00	\$ 0.00	\$ 0.00	\$ 0.00
Surplus Building Fund Cash	\$ 0.00	\$ 0.00	\$ 0.00	\$ 0.00	\$ 0.00
Total Other Than 2015 Tax	\$ 3,008,226.56	\$ 53,419.59	\$ 105,264.21	\$ 0.00	\$ 19,723.00
Balance Required	\$ 489,479.80	\$ 69,908.04	\$ 0.00	\$ 0.00	\$ 410,802.00
Add Allowance for Delinquency	\$ 48,947.98	\$ 6,990.80	\$ 0.00	\$ 0.00	\$ 20,540.10
Total Required for 2015 Tax	\$ 538,427.78	\$ 76,898.84	\$ 0.00	\$ 0.00	\$ 431,342.10
Rate of Levy Required and Certified	-----	-----	-----	-----	28.94 Mills

We further certify that the net assessed valuation of the Property, subject to ad valorem taxes, after the amount of all Homestead Exemptions have been deducted in the said School District as finally equalized and certified by the Board of Equalization for the current year 2015-2016 is as follows:

VALUATION AND LEVIES EXCLUDING HOMESTEADS				
County	Real	Personal	Public Service	Total
This County Okfuskee	\$ 4,667,765.00	\$ 2,152,456.00	\$ 6,933,794.00	\$ 13,754,015.00
Joint County Hughes	\$ 53,728.00	\$ 1,495.00	\$ 101,016.00	\$ 156,239.00
Joint County McIntosh	\$ 3,011.00	\$ 935.00	\$ 0.00	\$ 3,946.00
Joint County Okmulgee	\$ 426,548.00	\$ 87,485.00	\$ 478,807.00	\$ 992,840.00
Joint County	\$ 0.00	\$ 0.00	\$ 0.00	\$ 0.00
Joint County	\$ 0.00	\$ 0.00	\$ 0.00	\$ 0.00
Joint County	\$ 0.00	\$ 0.00	\$ 0.00	\$ 0.00
Joint County	\$ 0.00	\$ 0.00	\$ 0.00	\$ 0.00
Joint County	\$ 0.00	\$ 0.00	\$ 0.00	\$ 0.00
Joint County	\$ 0.00	\$ 0.00	\$ 0.00	\$ 0.00
Joint County	\$ 0.00	\$ 0.00	\$ 0.00	\$ 0.00
Joint County	\$ 0.00	\$ 0.00	\$ 0.00	\$ 0.00
Joint County	\$ 0.00	\$ 0.00	\$ 0.00	\$ 0.00
Joint County	\$ 0.00	\$ 0.00	\$ 0.00	\$ 0.00
Total Valuations, All Counties	\$ 5,151,052.00	\$ 2,242,371.00	\$ 7,513,617.00	\$ 14,907,040.00

and that the assessed valuations herein certified have been used in computing the rates of mill levies and the proceeds thereof appropriated as aforesaid; and that having ascertained as aforesaid, the aggregate amount to be raised by ad valorem taxation, be raised by ad valorem taxation, we thereupon made the above levies therefor as provided by law as follows:

CERTIFICATE OF EXCISE BOARD
ESTIMATE OF NEEDS FOR 2015-2016

Page 65

EXHIBIT "Y" Continued: Primary County And All Joint Counties							
Levies Required and Certified:				Valuation And Levies Excluding Homesteads		Total Required For 2015 Tax	
County	General Fund	Building Fund	Total Valuation	General	Building		
This County Okfuskee	36.13 Mills	5.16 Mills	\$ 13,754,015.00	\$ 496,932.56	\$ 70,970.72		
Joint Co. Hughes	35.62 Mills	5.09 Mills	\$ 156,239.00	\$ 5,565.23	\$ 795.26		
Joint Co. McIntosh	35.00 Mills	5.00 Mills	\$ 3,946.00	\$ 138.11	\$ 19.73		
Joint Co. Okmulgee	36.05 Mills	5.15 Mills	\$ 992,840.00	\$ 35,791.88	\$ 5,113.13		
Joint Co.	0.00 Mills	0.00 Mills	\$ 0.00	\$ 0.00	\$ 0.00		
Joint Co.	0.00 Mills	0.00 Mills	\$ 0.00	\$ 0.00	\$ 0.00		
Joint Co.	0.00 Mills	0.00 Mills	\$ 0.00	\$ 0.00	\$ 0.00		
Joint Co.	0.00 Mills	0.00 Mills	\$ 0.00	\$ 0.00	\$ 0.00		
Joint Co.	0.00 Mills	0.00 Mills	\$ 0.00	\$ 0.00	\$ 0.00		
Joint Co.	0.00 Mills	0.00 Mills	\$ 0.00	\$ 0.00	\$ 0.00		
Joint Co.	0.00 Mills	0.00 Mills	\$ 0.00	\$ 0.00	\$ 0.00		
Joint Co.	0.00 Mills	0.00 Mills	\$ 0.00	\$ 0.00	\$ 0.00		
Joint Co.	0.00 Mills	0.00 Mills	\$ 0.00	\$ 0.00	\$ 0.00		
Totals			\$ 14,907,040.00	\$ 538,427.78	\$ 76,898.84		

Sinking Fund 28.94 Mills

and we do hereby order the above levies to be certified forthwith by the Secretary of this Board to the County Assessor of said County, in order that the County Assessor may immediately extend said levies upon the Tax Rolls for the year 2015 without regard to any protest that may be filed against any levies, as required by 68 O. S. 2001, Section 2869.

Signed at Okemah, Oklahoma, this 16 day of Sept., 2015

Roger Walker
Excise Board Member

Bruce Fife
Excise Board Chairman

Jan B...
Excise Board Member

Dianne Flanders
Excise Board Secretary



Joint School District Levy Certification for Weleetka Public Schools I-31

Career Tech District Number 25 : General Fund 5.28
Building Fund 5.00

State of Oklahoma)
) ss
County of Okfuskee)

I, Dianne Flanders, Okfuskee County Clerk, do hereby certify that the above levies are true and correct for the taxable year 2015.

Witness my hand and seal, on Sept. 16, 2015.

Dianne Flanders
Okfuskee County Clerk



S.A. & I. Form 2661R06 Entity: Weleetka Public Schools I-31, Okfuskee

20-Aug-2015

ALL FUND ACCOUNTS COVERING THE PERIOD JULY 1, 2014 TO JUNE 30, 2015
STATISTICAL DATA FOR 2015-2016

EXHIBIT "Z"

Page 66

Schedule I, SUMMARY RECAPITULATION OF SCHOOL COSTS FOR THE FISCAL YEAR ENDING JUNE 30, 2005, AND
APPORTIONMENT THEREOF

CLASSIFICATION	ACCUMULATION OF EXPENDITURES AND UNLIQUIDATED COMMITMENTS TO DETERMINE PER CAPITA COSTS				
	GENERAL REVENUE FUND	CHILD NUTRITION FUND	2014-2015 CONSTITUTIONAL BUILDING FUND EXPENDITURES	2014-2015 ACCRUALS AND COUPON REQUIREMENTS	SPECIAL REVENUE FUNDS
Expenditures and Reserves					
Current Expenditures - Educational	\$ 3,337,235.91	\$ 0.00	\$ 109,872.99	\$ 0.00	\$ 0.00
Current Expenditures - Transportation	\$ 105,681.14	\$ 0.00	\$ 0.00	\$ 0.00	\$ 0.00
Current Reserves - Educational	\$ 1,802.91	\$ 0.00	\$ 0.00	\$ 0.00	\$ 0.00
Current Reserves - Transportation	\$ 0.00	\$ 0.00	\$ 0.00	\$ 0.00	\$ 0.00
Capital Expenditures - Educational	\$ 0.00	\$ 0.00	\$ 3,000.00	\$ 431,375.00	\$ 0.00
Capital Expenditures - Transportation	\$ 0.00	\$ 0.00	\$ 0.00	\$ 0.00	\$ 0.00
Capital Reserves - Educational	\$ 0.00	\$ 0.00	\$ 0.00	\$ 0.00	\$ 0.00
Capital Reserves - Transportation	\$ 0.00	\$ 0.00	\$ 0.00	\$ 0.00	\$ 0.00
Interest Paid and Reserved	\$ 0.00	\$ 0.00	\$ 0.00	\$ 6,375.00	\$ 0.00
TOTALS	\$ 3,444,719.96	\$ 0.00	\$ 112,872.99	\$ 437,750.00	\$ 0.00
Enumeration 0 Average Daily Attendance 0 Average Daily Haul 0					

Schedule I, (Continued)

CLASSIFICATION	ACCUMULATION OF EXPENDITURES AND UNLIQUIDATED COMMITMENTS TO DETERMINE PER CAPITA COSTS				
	CAPITAL PROJECTS FUNDS	ENTERPRISE FUNDS	ACTIVITY FUNDS	EXPENDABLE TRUST FUNDS	NONEXPENDABLE TRUST FUNDS
Expenditures and Reserves					
Current Expenditures - Educational	\$ 0.00	\$ 0.00	\$ 0.00	\$ 0.00	\$ 0.00
Current Expenditures - Transportation	\$ 0.00	\$ 0.00	\$ 0.00	\$ 0.00	\$ 0.00
Current Reserves - Educational	\$ 0.00	\$ 0.00	\$ 0.00	\$ 0.00	\$ 0.00
Current Reserves - Transportation	\$ 0.00	\$ 0.00	\$ 0.00	\$ 0.00	\$ 0.00
Capital Expenditures - Educational	\$ 0.00	\$ 0.00	\$ 0.00	\$ 0.00	\$ 0.00
Capital Expenditures - Transportation	\$ 0.00	\$ 0.00	\$ 0.00	\$ 0.00	\$ 0.00
Capital Reserves - Educational	\$ 0.00	\$ 0.00	\$ 0.00	\$ 0.00	\$ 0.00
Capital Reserves - Transportation	\$ 0.00	\$ 0.00	\$ 0.00	\$ 0.00	\$ 0.00
Interest Paid and Reserved	\$ 0.00	\$ 0.00	\$ 0.00	\$ 0.00	\$ 0.00
TOTALS	\$ 0.00	\$ 0.00	\$ 0.00	\$ 0.00	\$ 0.00

ALL FUND ACCOUNTS COVERING THE PERIOD JULY 1, 2014 TO JUNE 30, 2015
STATISTICAL DATA FOR 2015-2016

EXHIBIT "Z"

Page 67

Schedule 1, (Continued)				
CLASSIFICATION			DISTRIBUTION OF OPERATING EXPENSE TO DETERMINE PER CAPITA COST	
Expenditures and Reserves	INTERNAL SERVICE FUNDS	TOTAL OF ALL APPLICABLE COSTS 2014-2015	OPERATION COSTS ONLY	TRANSPORTATION COSTS ONLY
Current Expenditures - Educational	\$ 0.00	\$ 3,447,108.90	\$ 3,447,108.90	\$ 0.00
Current Expenditures - Transportation	\$ 0.00	\$ 105,681.14	\$ 0.00	\$ 105,681.14
Current Reserves - Educational	\$ 0.00	\$ 1,802.91	\$ 1,802.91	\$ 0.00
Current Reserves - Transportation	\$ 0.00	\$ 0.00	\$ 0.00	\$ 0.00
Capital Expenditures - Educational	\$ 0.00	\$ 434,375.00	\$ 434,375.00	\$ 0.00
Capital Expenditures - Transportation	\$ 0.00	\$ 0.00	\$ 0.00	\$ 0.00
Capital Reserves - Educational	\$ 0.00	\$ 0.00	\$ 0.00	\$ 0.00
Capital Reserves - Transportation	\$ 0.00	\$ 0.00	\$ 0.00	\$ 0.00
Interest Paid and Reserved	\$ 0.00	\$ 6,375.00	\$ 6,375.00	\$ 0.00
TOTALS	\$ 0.00	\$ 3,995,342.95	\$ 3,889,661.81	\$ 105,681.14
Per Capita Cost - Education	\$ 0.00	Per Capita Cost - Transportation	\$ 0.00	